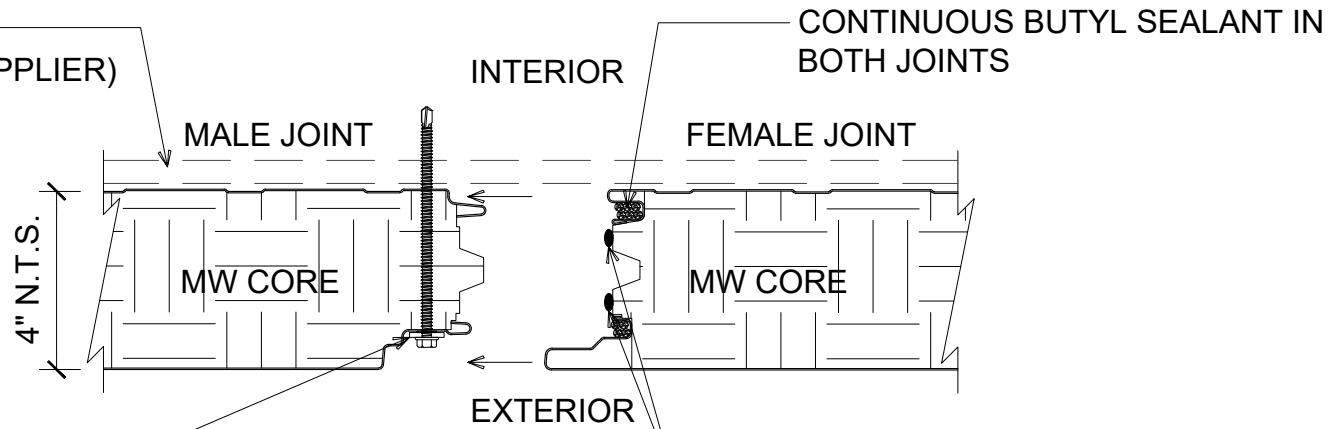


STRUCTURAL STEEL
SUPPORT (NOT BY IMP SUPPLIER)

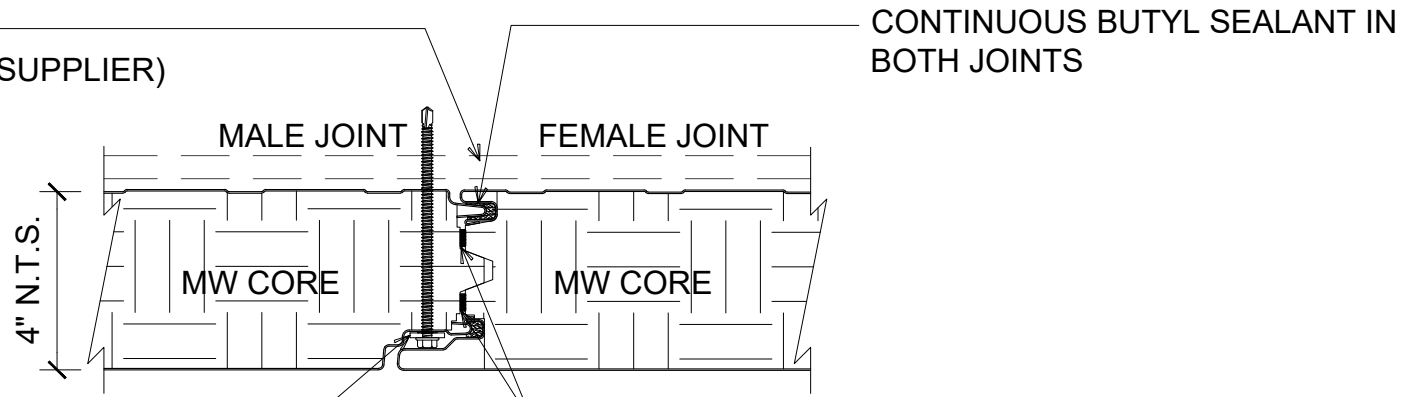


"WC-06" PANEL CLIP W/
(2) 1/4 - 14 x 5" HWH DP3 W/O
WASHER AT PANEL JOINT
(SET CLIP IN BUTYL SEALANT)

INSTALLATION DIRECTION →

(2) 20MM BEADS OF SAFIRE
INTUMESCENT MASTIC IN
INTERLOCKING JOINT

STRUCTURAL STEEL
SUPPORT (NOT BY IMP SUPPLIER)



"WC-06" PANEL CLIP W/
(2) 1/4 - 14 x 5" HWH DP3 W/O
WASHER AT PANEL JOINT
(SET CLIP IN BUTYL SEALANT)

INSTALLATION DIRECTION →

(2) 20MM BEADS OF SAFIRE
INTUMESCENT MASTIC IN
INTERLOCKING JOINT

4" MW PANEL JOINT

(PLAN VIEW)

DETAIL:

PANEL JOINT - 4" PANEL

APPLICATION:
VERTICAL FIRE WALL, COMMERCIAL & INDUSTRIAL
AWIP DETAIL NUMBER:
MWV-ACI-P-J-010_4

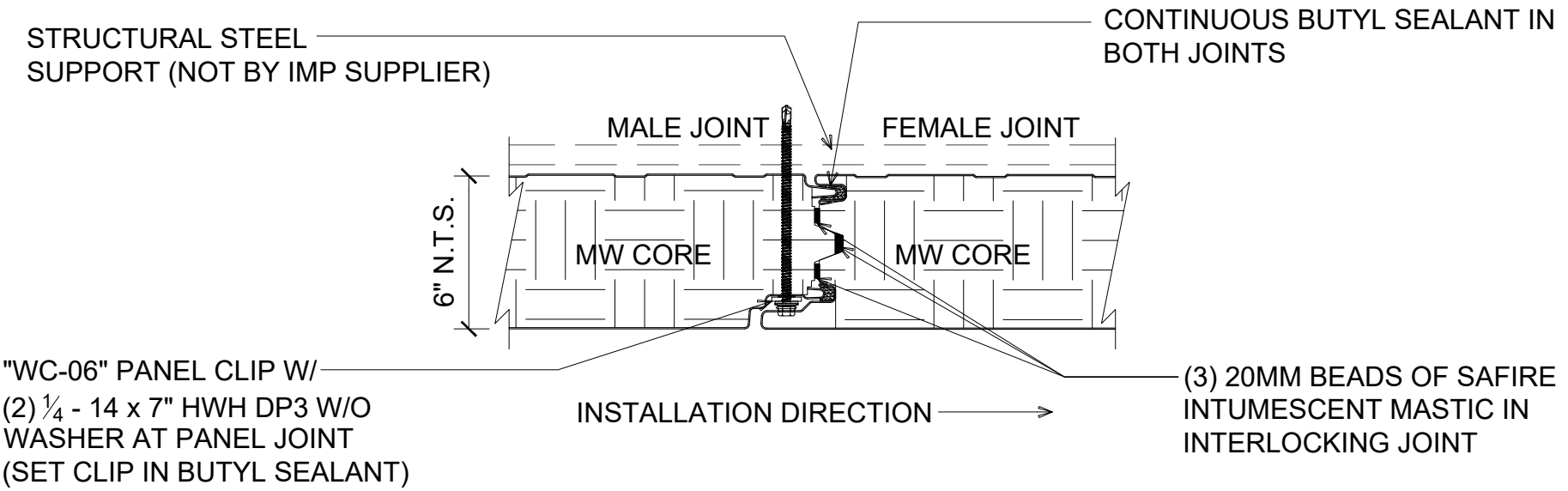
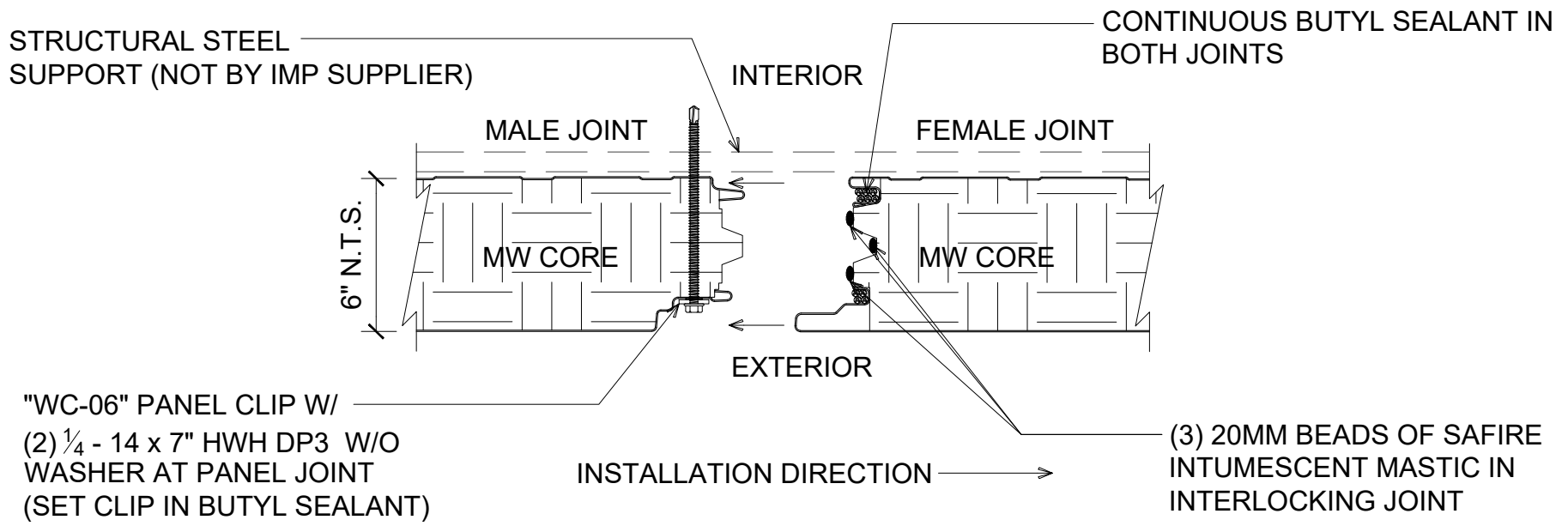
DATE:
10/04/23
DRAWN BY:
MMF

SHEET:
1 OF 1

929 ALDRIDGE ROAD
VACAVILLE, CA 95688
TEL: (707) 359-2280
FAX: (707) 359-2286
WWW.AWIPANELS.COM

All Weather
Insulated Panels





6" MW PANEL JOINT

(PLAN VIEW)

DETAIL: **PANEL JOINT - 6" PANEL**

APPLICATION:
VERTICAL FIRE WALL, COMMERCIAL & INDUSTRIAL
AWIP DETAIL NUMBER:
MWV-ACI-P-J-010_6

929 ALDRIDGE ROAD
VACAVILLE, CA 95688
TEL: (707) 359-2280
FAX: (707) 359-2286
WWW.AWIPANELS.COM

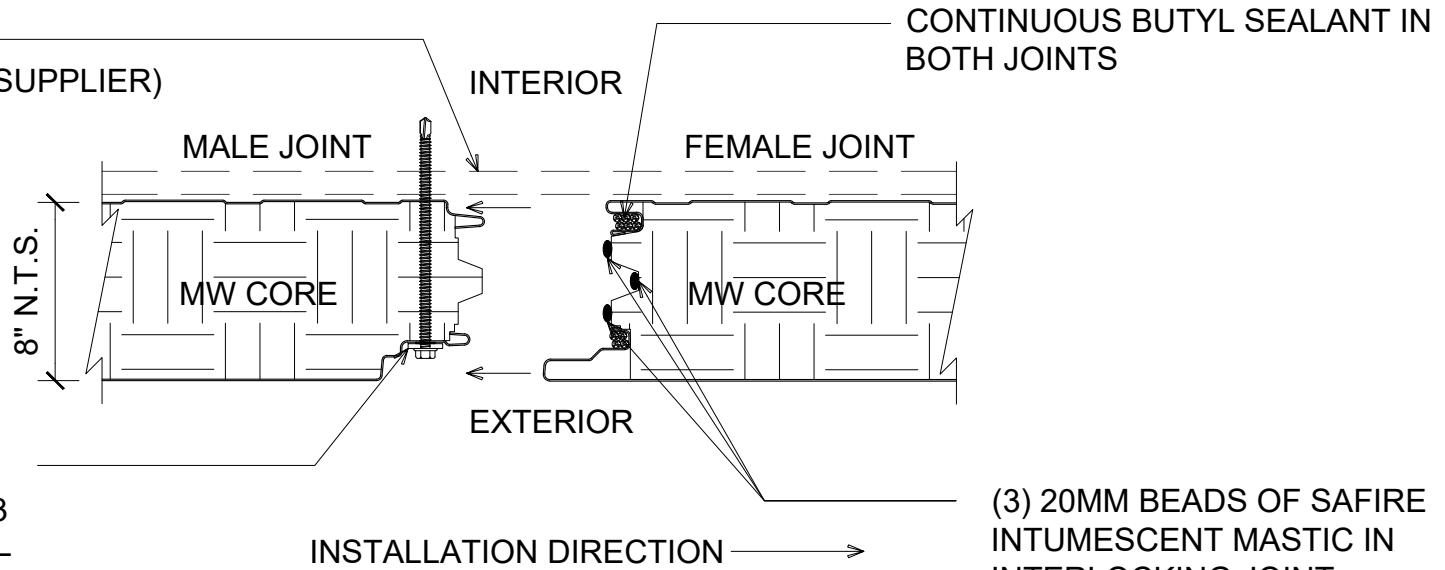
All Weather
Insulated Panels

AWIP

DATE: 10/04/23
DRAWN BY: MMF

SHEET: 1 OF 1

STRUCTURAL STEEL
SUPPORT (NOT BY IMP SUPPLIER)



"WC-06" PANEL CLIP W/
(2) 1/4 - 14 x 10" HWH DP3
W/O WASHER AT PANEL
JOINT (SET CLIP IN BUTYL
SEALANT)

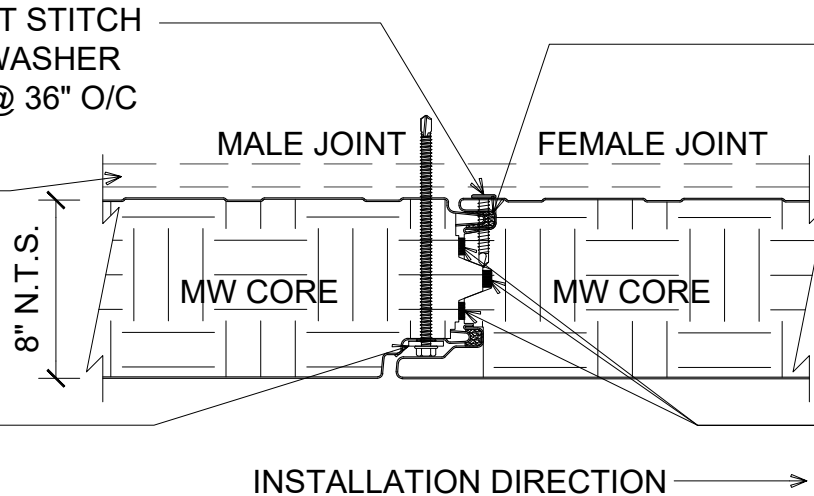
(3) 20MM BEADS OF SAFIRE
INTUMESCENT MASTIC IN
INTERLOCKING JOINT

INSTALLATION DIRECTION →

14. - 13 x 1.5" PNC DP1 JOINT STITCH
SCREWS W/ 5/8" BONDED WASHER
INTERIOR SIDE OF PANEL @ 36" O/C

CONTINUOUS BUTYL
SEALANT IN BOTH JOINTS

STRUCTURAL STEEL
SUPPORT (NOT BY IMP
SUPPLIER)



"WC-06" PANEL CLIP W/
(2) 1/4 - 14 x 10" HWH DP3
W/O WASHER AT PANEL
JOINT (SET CLIP IN BUTYL
SEALANT)

(3) 20MM BEADS OF SAFIRE
INTUMESCENT MASTIC IN
INTERLOCKING JOINT

INSTALLATION DIRECTION →

8" MW PANEL JOINT

(PLAN VIEW)

DETAIL:

PANEL JOINT - 8" PANEL

APPLICATION:
VERTICAL FIRE WALL, COMMERCIAL & INDUSTRIAL
AWIP DETAIL NUMBER:
MWV-ACI-P-J-010_8

929 ALDRIDGE ROAD
VACAVILLE, CA 95688
TEL: (707) 359-2280
FAX: (707) 359-2286
WWW.AWIPANELS.COM

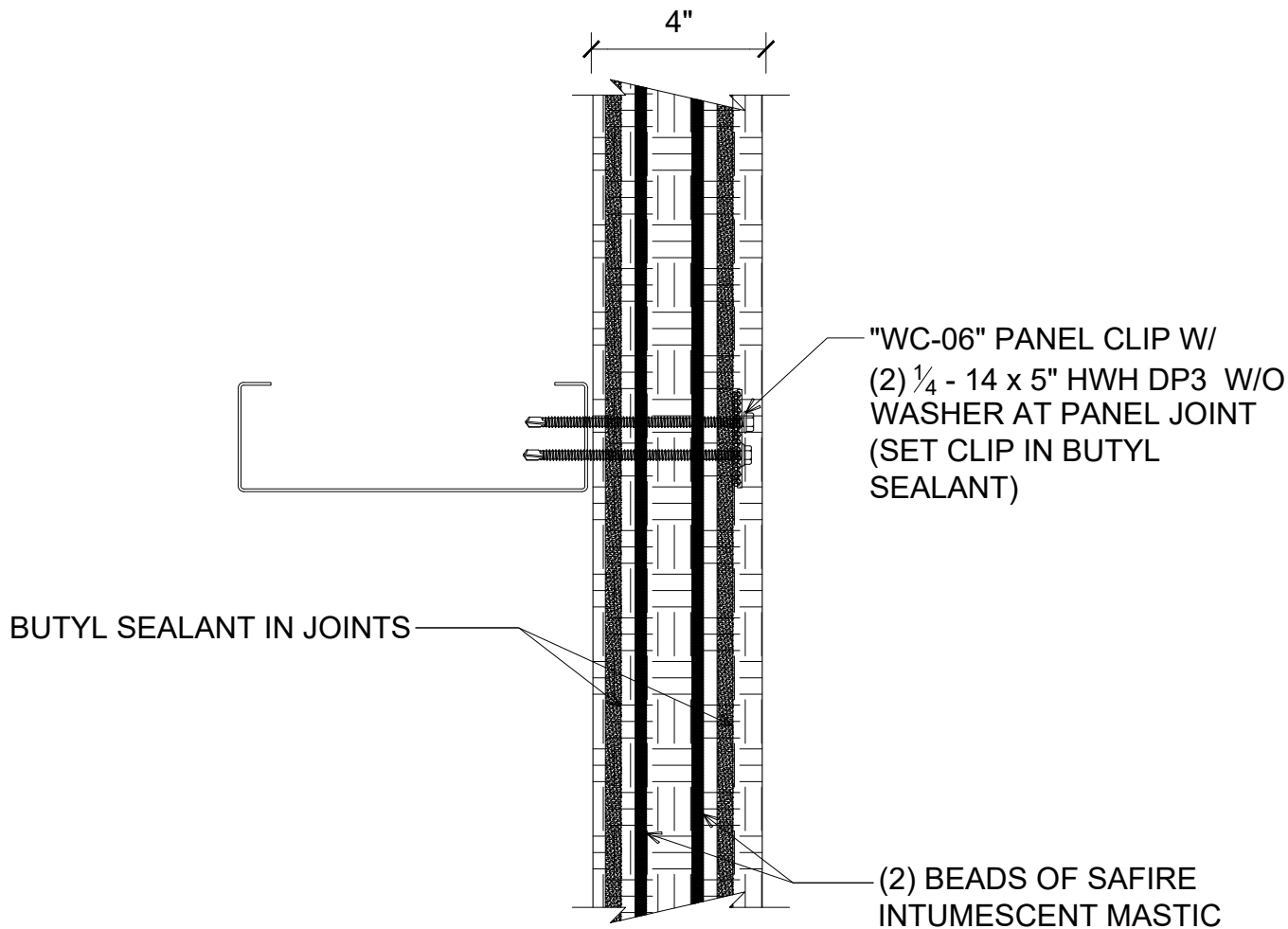
All Weather
Insulated Panels



SHEET:
DATE:
DRAWN BY:

10/31/23
MMF

1 OF 1



SEALANTS IN JOINT - 4" PANEL

(SECTION VIEW)

DETAIL:

PANEL JOINT - 4" PANEL

APPLICATION:
 VERTICAL FIRE WALL, COMMERCIAL & INDUSTRIAL
 AWIP DETAIL NUMBER:
 MVW-ACI-P-J-011_4

929 ALDRIDGE ROAD
 VACAVILLE, CA 95688
 TEL: (707) 359-2280
 FAX: (707) 359-2286
 WWW.AWIPANELS.COM

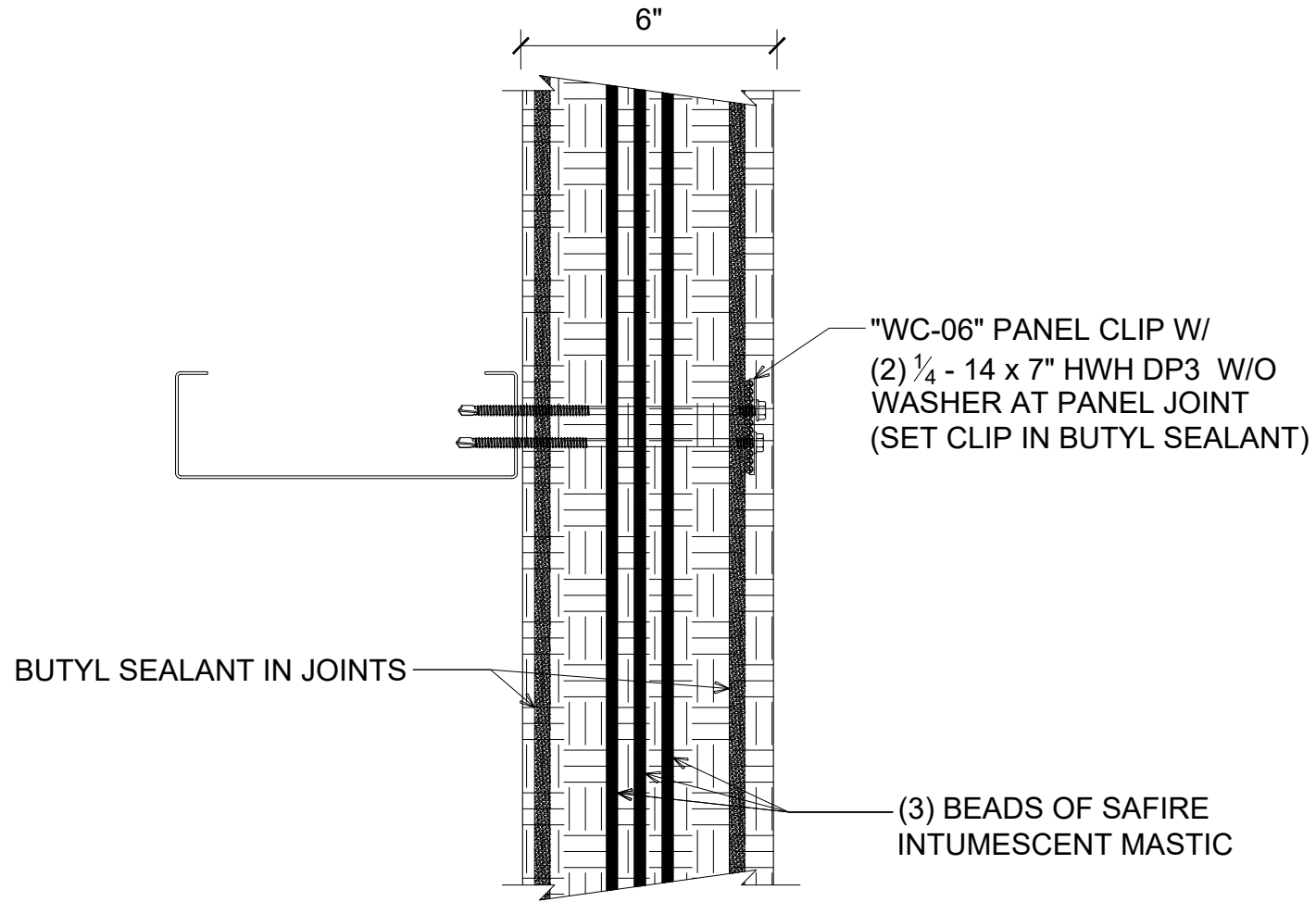


SHEET:

DATE:
 10/04/23

DRAWN BY:
 MMF

1 OF 1



SEALANTS IN JOINT - 6" PANEL

(SECTION VIEW)

DETAIL:

PANEL JOINT - 6" PANEL

APPLICATION:
 VERTICAL FIRE WALL, COMMERCIAL & INDUSTRIAL
 AWIP DETAIL NUMBER:
 MVW-ACI-P-J-011_6

929 ALDRIDGE ROAD
 VACAVILLE, CA 95688
 TEL: (707) 359-2280
 FAX: (707) 359-2286
 WWW.AWIPANELS.COM

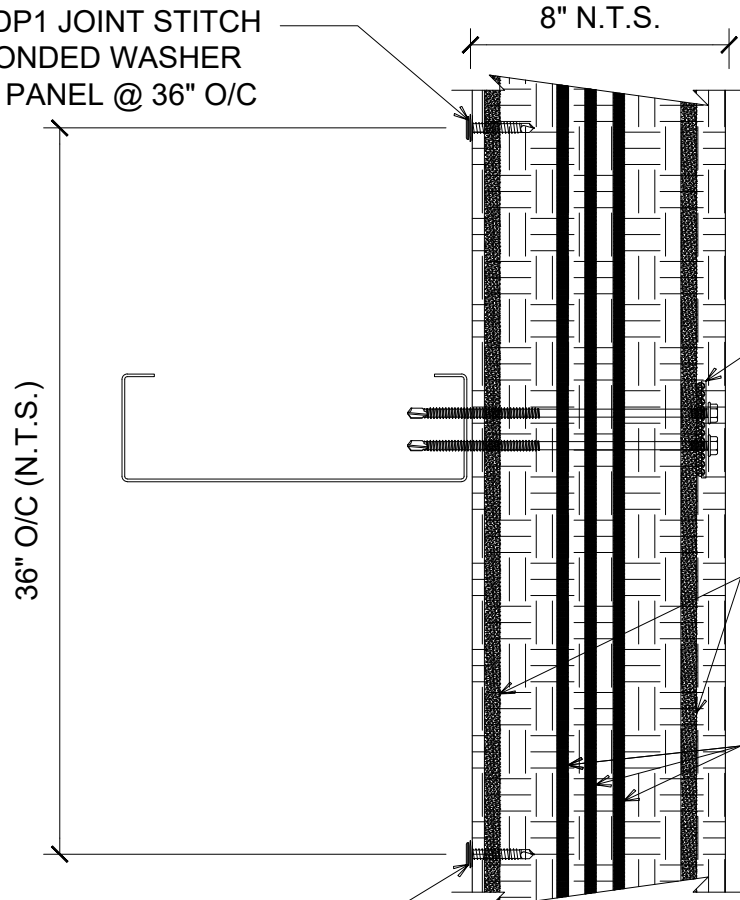
All Weather
 Insulated Panels



SHEET:
 1 OF 1

DATE:
 10/04/23
 DRAWN BY:
 MMF

14. - 13 x 1.5" PNC DP1 JOINT STITCH
SCREWS W/ 5/8" BONDED WASHER
INTERIOR SIDE OF PANEL @ 36" O/C



"WC-06" PANEL CLIP W/
(2) 1/4 - 14 x 10" HWH DP3 W/O
WASHER AT PANEL JOINT
(SET CLIP IN BUTYL SEALANT)

BUTYL SEALANT IN JOINTS

(3) BEADS OF SAFIRE
INTUMESCENT MASTIC

14. - 13 x 1.5" PNC DP1 JOINT STITCH
SCREWS W/ 5/8" BONDED WASHER
INTERIOR SIDE OF PANEL @ 36" O/C

SEALANTS IN JOINT - 8" PANEL

(SECTION VIEW)

DETAIL:

PANEL JOINT - 8" PANEL

APPLICATION:

VERTICAL FIRE WALL, COMMERCIAL & INDUSTRIAL

AWIP DETAIL NUMBER:

MW-ACH-PJ-011.8

929 ALDRIDGE ROAD
VACAVILLE, CA 95688
TEL: (707) 359-2280
FAX: (707) 359-2286
WWW.AWIPANELS.COM

All Weather
Insulated Panels



SHEET:

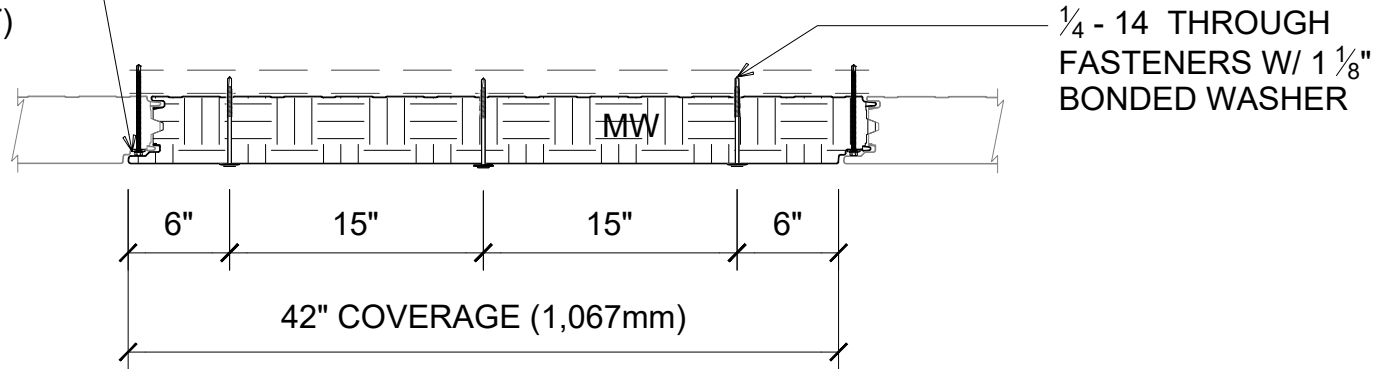
DATE:
03/21/24

DRAWN BY:
MMF

1 OF 1

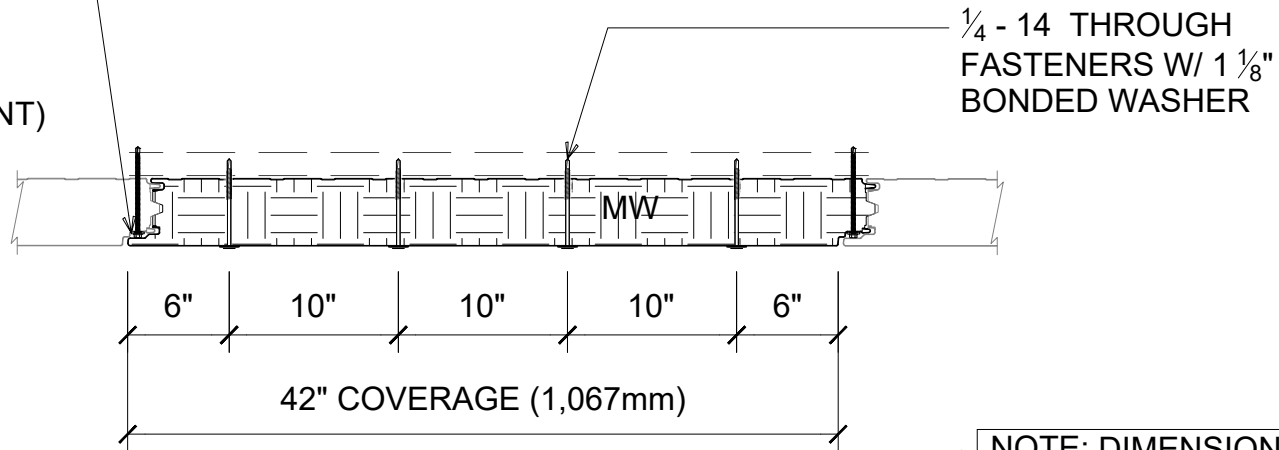
"WC-06" PANEL CLIP W/
 (2) 1/4 - 14 x HWH DP3 W/O
 WASHER AT PANEL JOINT
 (SET CLIP IN BUTYL SEALANT)

**NOTE: PANCAKE HEAD FASTENERS SHOWN APPLY TO 4" AND 6"
 THICK PANELS. HEX HEAD THROUGH FASTENERS ARE REQUIRED
 FOR STRUCTURAL CONNECTION OF PANELS WITH 8" THICKNESS.**



THROUGH FASTENING REQUIREMENTS
 (3 - THROUGH FASTENER PATTERN EXAMPLE)

"WC-06" PANEL CLIP W/
 (2) 1/4 - 14 x HWH DP3 W/O
 WASHER AT PANEL JOINT
 (SET CLIP IN BUTYL SEALANT)



THROUGH FASTENING REQUIREMENTS
 (4 - THROUGH FASTENER PATTERN EXAMPLE)

**NOTE: DIMENSIONS ARE
 NOT SHOWN TO-SCALE.**

FASTENING PATTERNS (REFER TO NOTE FOR 8" THICK PANELS) (SECTION VIEW)

DETAIL: FASTENING PATTERNS

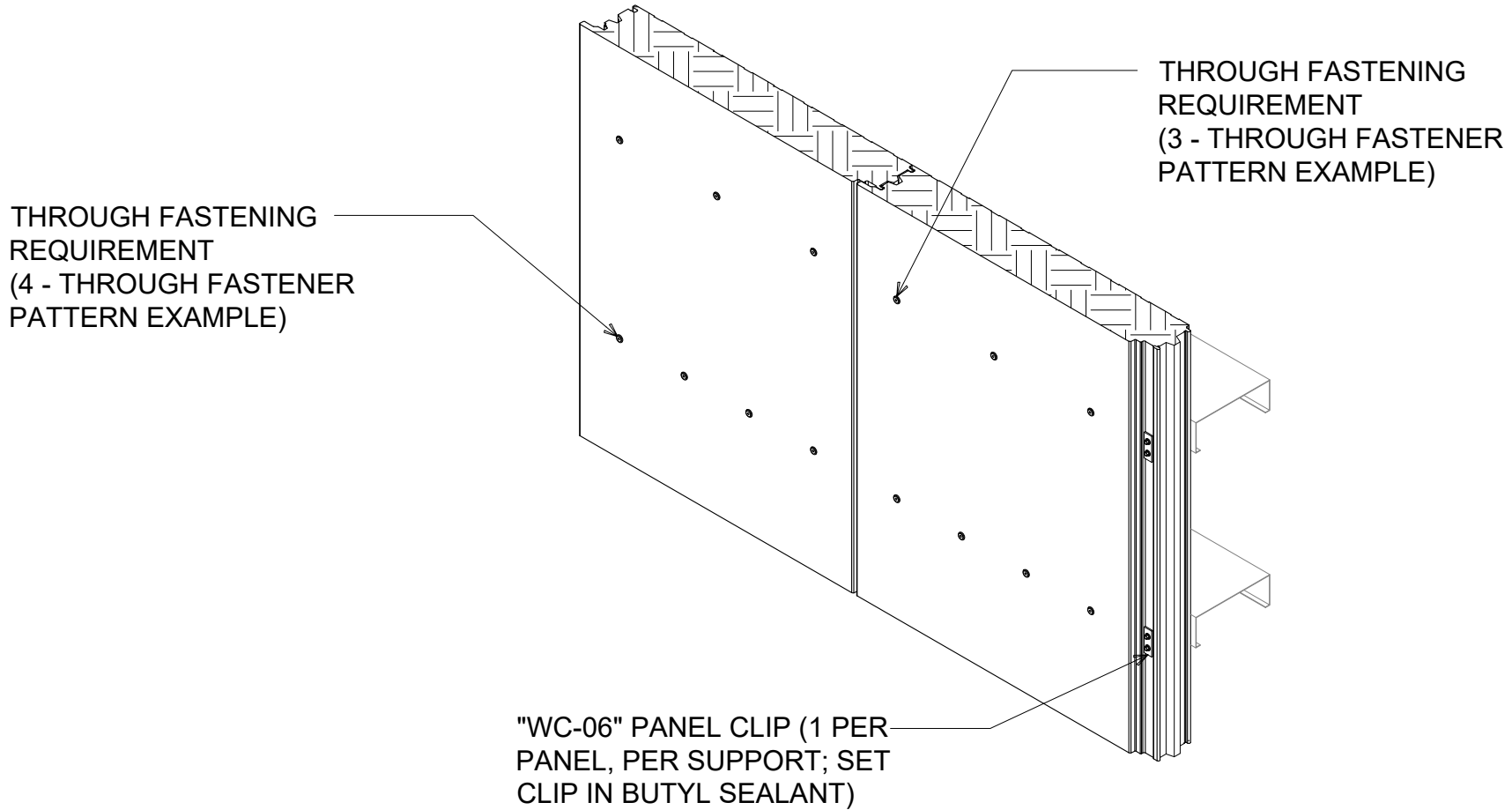
APPLICATION:
 VERTICAL FIRE WALL, COMMERCIAL & INDUSTRIAL
 AWIP DETAIL NUMBER:
 MWV-ACI-FS-010

929 ALDRIDGE ROAD
 VACAVILLE, CA 95688
 TEL: (707) 359-2280
 FAX: (707) 359-2286
 WWW.AWIPANELS.COM



SHEET:
 DATE: 10/16/23
 DRAWN BY: MMF
 1 OF 1

NOTE: PANCAKE HEAD FASTENERS SHOWN APPLY TO 4" AND 6" THICK PANELS. HEX HEAD THROUGH FASTENERS ARE REQUIRED FOR STRUCTURAL CONNECTION OF PANELS WITH 8" THICKNESS.

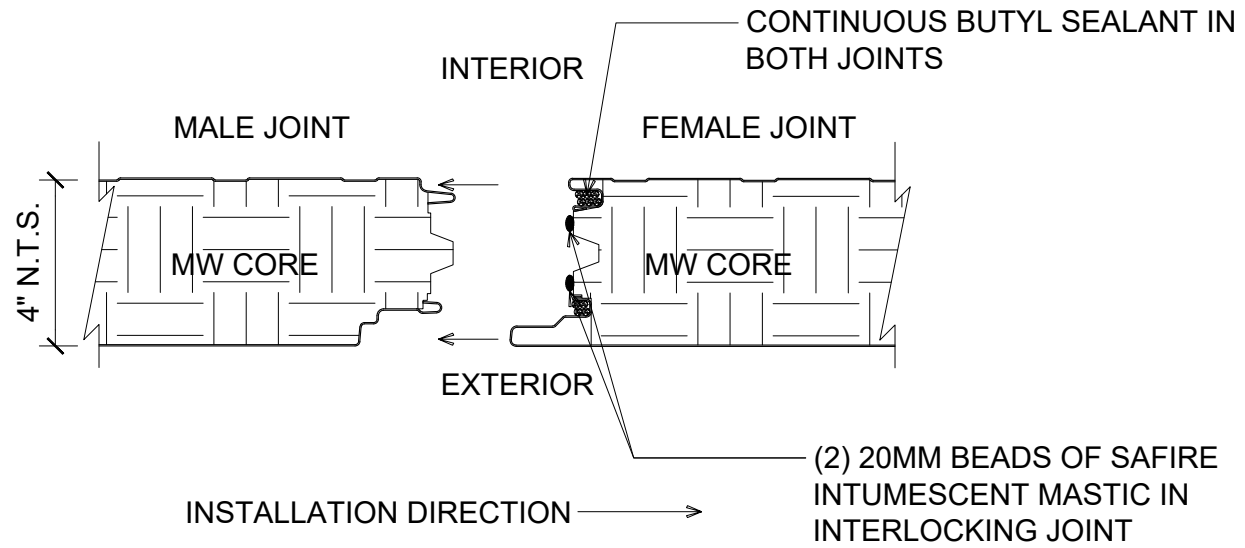


FASTENING PATTERNS ISOMETRIC
 (REFER TO NOTE FOR 8" THICK PANELS)
 (ISOMETRIC VIEW)

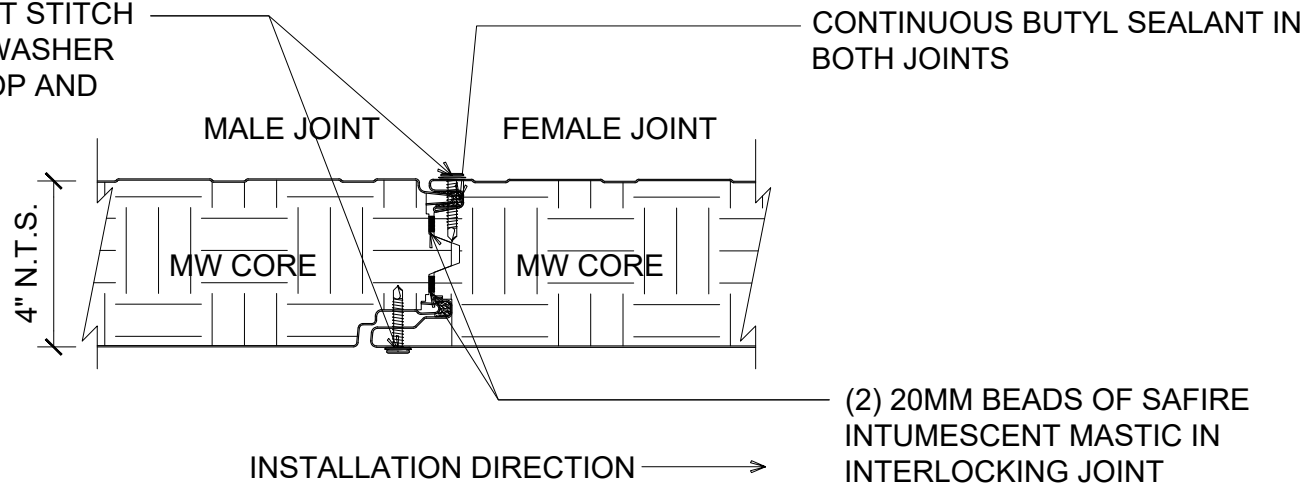
DETAIL:	ISOMETRIC - FASTENING PATTERNS		SHEET:
	APPLICATION:	DATE:	1 OF 1
	VERTICAL FIRE WALL, COMMERCIAL & INDUSTRIAL	10/16/23	
	AWIP DETAIL NUMBER:	DRAWN BY:	
	MVW-AC-IISO-010	MMF	

929 ALDRIDGE ROAD
 VACAVILLE, CA 95688
 TEL: (707) 359-2280
 FAX: (707) 359-2286
 WWW.AWIPANELS.COM





14. - 13 x 1.5" PNC DP1 JOINT STITCH SCREWS W/ 5/8" BONDED WASHER EACH SIDE OF PANEL @ TOP AND BOTTOM ONLY



4" MW PANEL JOINT
(PARTITION; SINGLE-SPAN)
(PLAN VIEW)

DETAIL:

PANEL JOINT - 4" PANEL

APPLICATION:

VERTICAL FIRE WALL, INTERIOR AMBIENT

AWIP DETAIL NUMBER:

MW-4A1-PJ-010_4

929 ALDRIDGE ROAD
VACAVILLE, CA 95688
TEL: (707) 359-2280
FAX: (707) 359-2286
WWW.AWIPANELS.COM



SHEET:

1

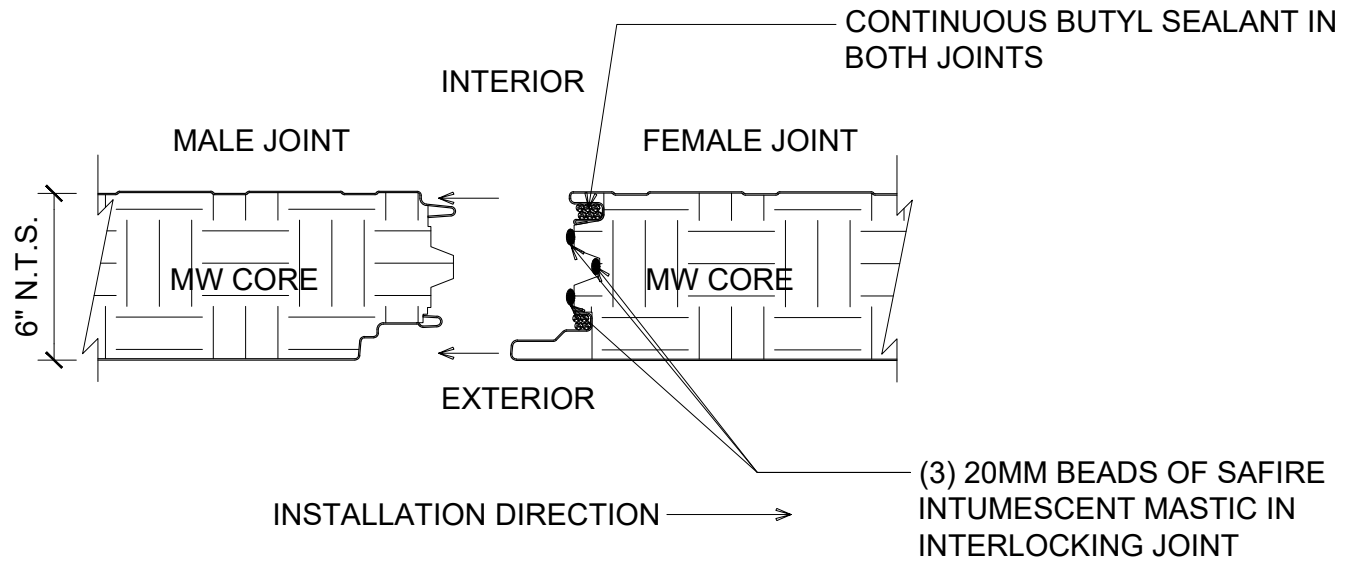
OF 1

DATE:

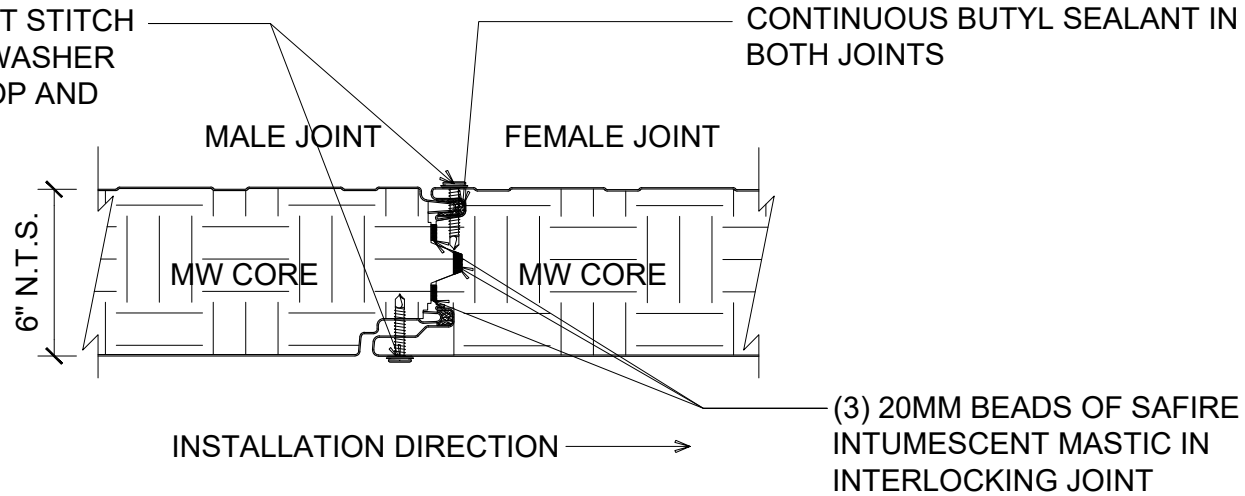
03/21/24

DRAWN BY:

MMF



14. - 13 x 1.5" PNC DP1 JOINT STITCH SCREWS W/ 5/8" BONDED WASHER EACH SIDE OF PANEL @ TOP AND BOTTOM ONLY



6" MW PANEL JOINT
(PARTITION; SINGLE-SPAN)
(PLAN VIEW)

DETAIL:

PANEL JOINT - 6" PANEL

APPLICATION:

VERTICAL FIRE WALL, INTERIOR AMBIENT

AWIP DETAIL NUMBER:

MW-AAL-PJ-010_6

929 ALDRIDGE ROAD
VACAVILLE, CA 95688
TEL: (707) 359-2280
FAX: (707) 359-2286
WWW.AWIPANELS.COM

All Weather
Insulated Panels

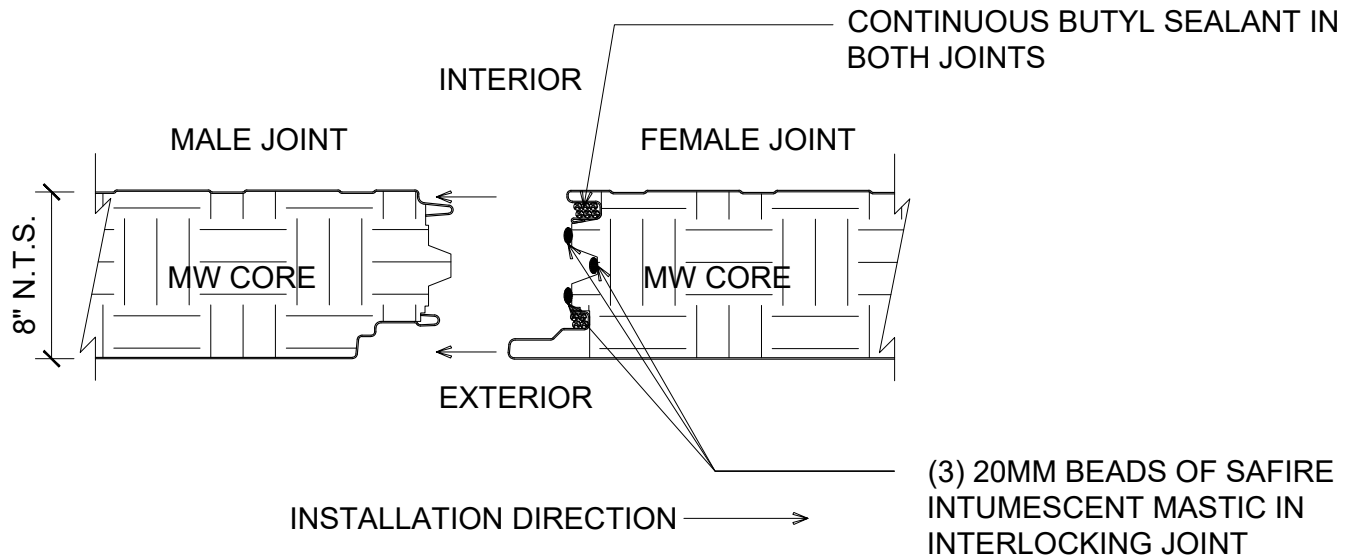


SHEET:

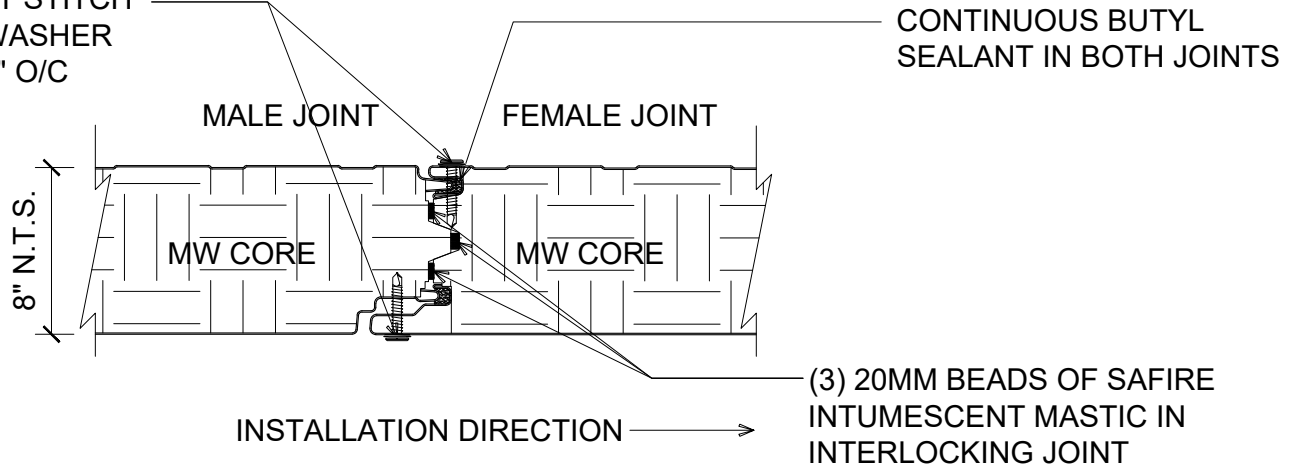
DATE: 03/21/24

DRAWN BY: MMF

1 OF 1



14. - 13 x 1.5" PNC DP1 JOINT STITCH SCREWS W/ 5/8" BONDED WASHER EACH SIDE OF PANEL @ 36" O/C



8" MW PANEL JOINT
(PARTITION; SINGLE-SPAN)
(PLAN VIEW)

DETAIL:

PANEL JOINT - 8" PANEL

APPLICATION:

VERTICAL FIRE WALL, INTERIOR AMBIENT

AWIP DETAIL NUMBER:

MW-AAL-PJ-010_8

929 ALDRIDGE ROAD
VACAVILLE, CA 95688
TEL: (707) 359-2280
FAX: (707) 359-2286
WWW.AWIPANELS.COM

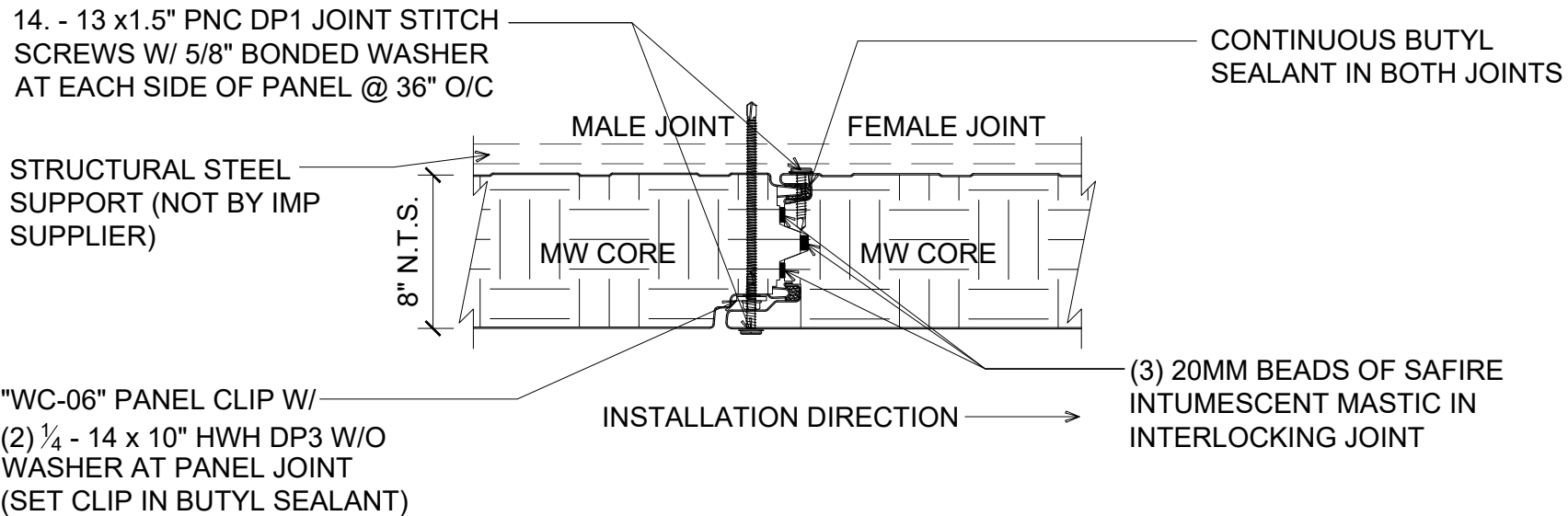
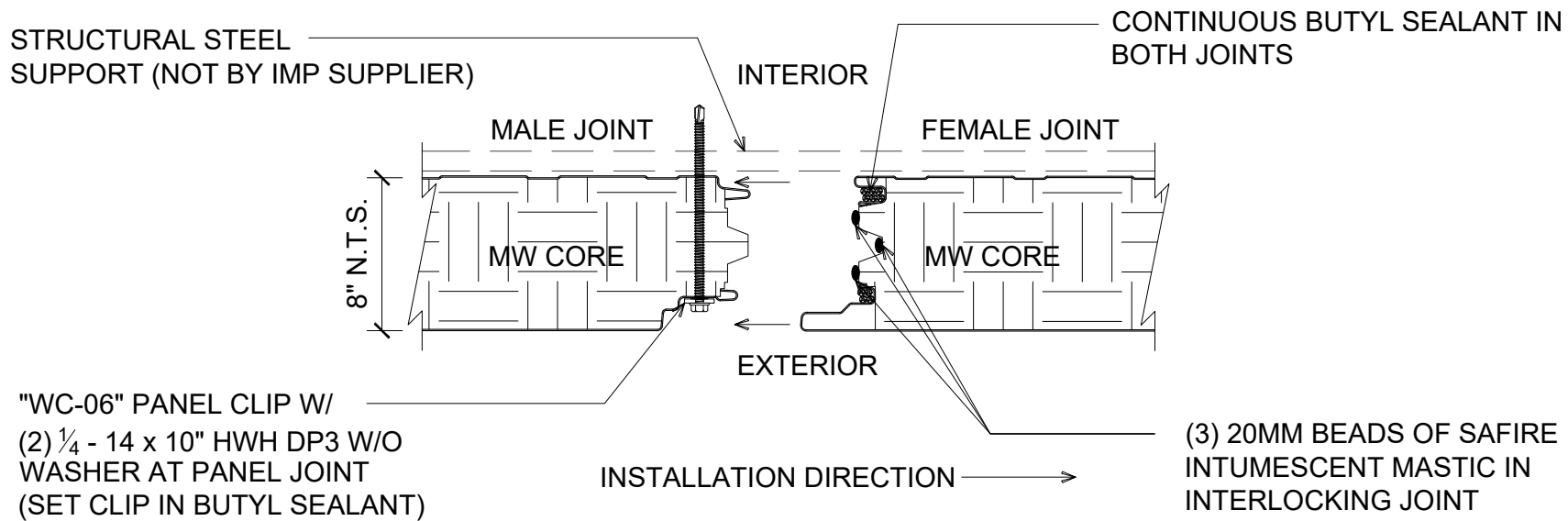


SHEET:

DATE: 03/21/24

DRAWN BY: MMF

1 OF 1



8" MW PANEL JOINT
(PARTITION W/ INTM. FASTENING)
(PLAN VIEW)

DETAIL:

PANEL JOINT - 8" PANEL

APPLICATION:

VERTICAL FIRE WALL, INTERIOR AMBIENT

AWIP DETAIL NUMBER:

MW-AAL-PJ-010_8F

929 ALDRIDGE ROAD
VACAVILLE, CA 95688
TEL: (707) 359-2280
FAX: (707) 359-2286
WWW.AWIPANELS.COM

All Weather
Insulated Panels



SHEET:

DATE: 03/21/24

DRAWN BY: MMF

1

OF 1

NOTE: DETAIL DEPICTS PANEL SECTION AT PANEL JOINTS AND FASTENING REQUIREMENTS

NOTE: *3 BEADS OF SAFIRE INTUMESCENT MASTIC REQUIRED FOR 6" AND 8" PANELS (SEE PANEL JOINT DETAILS FOR REFERENCE)

CONTINUOUS BUTYL SEALANT IN EXTERIOR JOINT

*(_) BEADS OF SAFIRE INTUMESCENT MASTIC IN INTERLOCKING JOINT

(2) 1/4 - 14 x _ HWH DP3 W/O WASHER

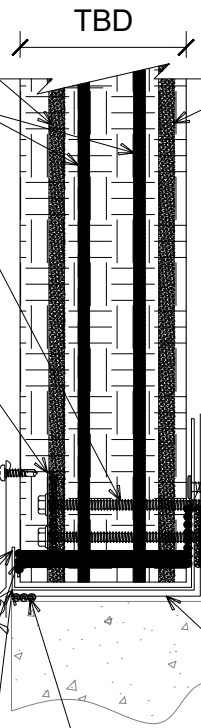
"WC-06" WALL CLIP (1 PER PANEL, PER SUPPORT) SET CLIP IN BUTYL SEALANT

"BT-X4" BASE TRIM W/ 10. x 0.75 PPH DP3 @ 8" O/C

"KC-_" 16 GA. "J" CHANNEL W/ 1/4 - 14 x 1" PNC DP3 W/O WASHER @ 24" O/C

CONTINUOUS SAFIRE INTUMESCENT MASTIC

3/8" WEEP HOLE IN CAP CHANNEL AT EACH PANEL JOINT AND 21" O/C



CONTINUOUS BUTYL SEALANT IN INTERIOR JOINT

CONTINUOUS SAFIRE INTUMESCENT MASTIC W/ MARRIAGE BEAD ACROSS PANEL JOINT

CONTINUOUS BUTYL SEALANT BOTH SIDES OF TRIM

BASE ANGLE W/ MIN. 3" VERT. LEG FOR PANEL ATTACHMENT SET IN SEALANT (NOT BY IMP SUPPLIER)

CONCRETE ANCHORS (NOT BY IMP SUPPLIER)

"BF-X1" DRIP FLASHING W/ POSITIVE SLOPE

CONTINUOUS BUTYL SEALANT BELOW BASE FLASHING

#J FLUSH BASE AT JOINT FLAT TRIM (4" & 6" PANELS ONLY)
(SECTION VIEW)

DETAIL:

BASE CONDITION - FLUSH

APPLICATION:

VERTICAL FIRE WALL, COMMERCIAL & INDUSTRIAL

AWIP DETAIL NUMBER:

MWW-ACH-BC-010_J

929 ALDRIDGE ROAD
VACAVILLE, CA 95688
TEL: (707) 359-2280
FAX: (707) 359-2286
WWW.AWIPANELS.COM

All Weather
Insulated Panels



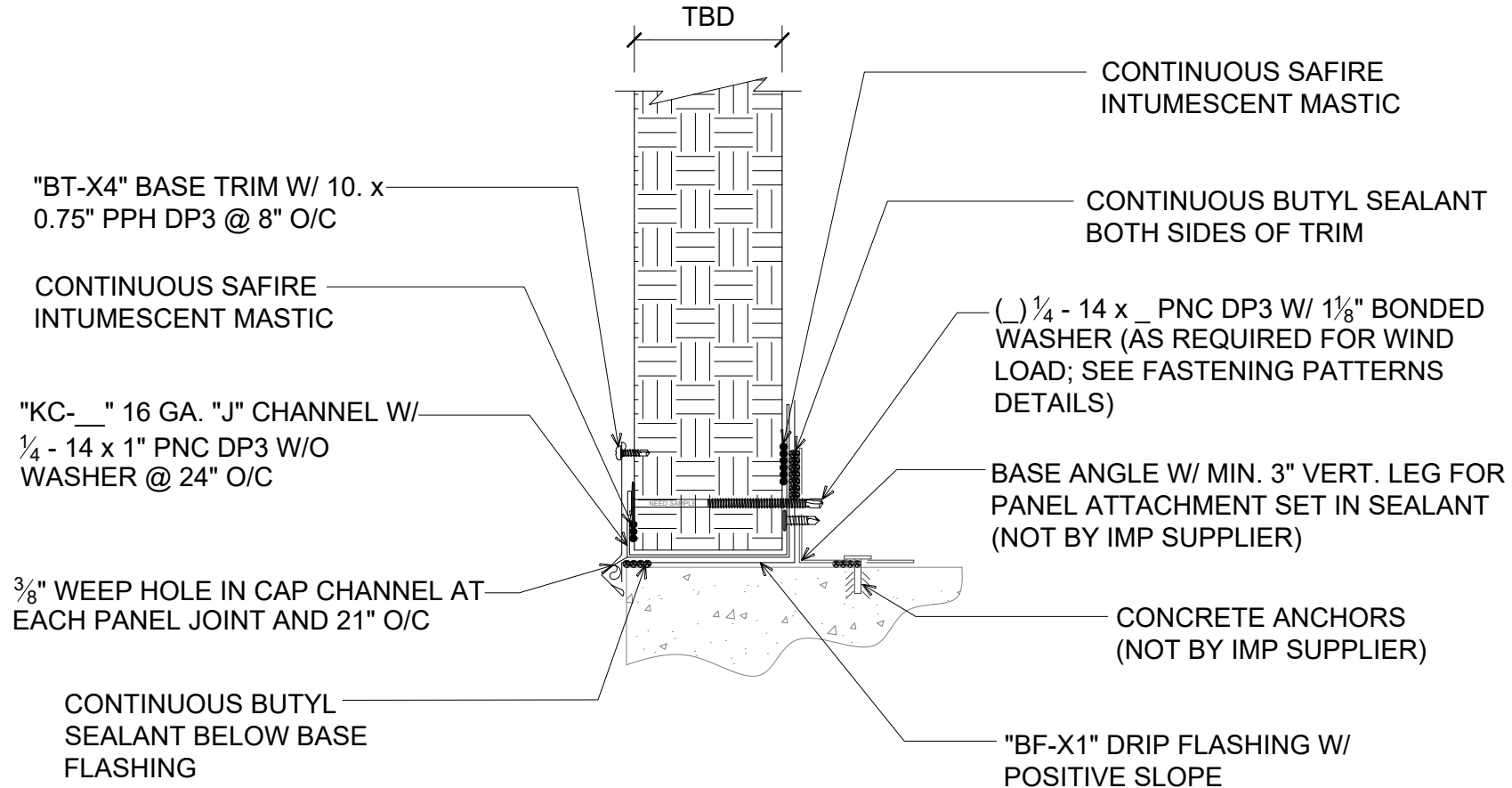
SHEET:

DATE: 04/24/24

DRAWN BY: MMF

1 OF 1

NOTE: DETAIL DEPICTS PANEL SECTION BETWEEN JOINTS AND FASTENING REQUIREMENTS



**#M FLUSH BASE MID PANEL FLAT TRIM
(4" & 6" PANELS ONLY)
(SECTION VIEW)**

DETAIL:

BASE CONDITION - FLUSH

APPLICATION:

VERTICAL FIRE WALL, COMMERCIAL & INDUSTRIAL

AWIP DETAIL NUMBER:

MWV-ACH-BC-010_MF

929 ALDRIDGE ROAD
VACAVILLE, CA 95688
TEL: (707) 359-2280
FAX: (707) 359-2286
WWW.AWIPANELS.COM

All Weather
Insulated Panels



SHEET:

DATE: 04/24/24

DRAWN BY: MMF

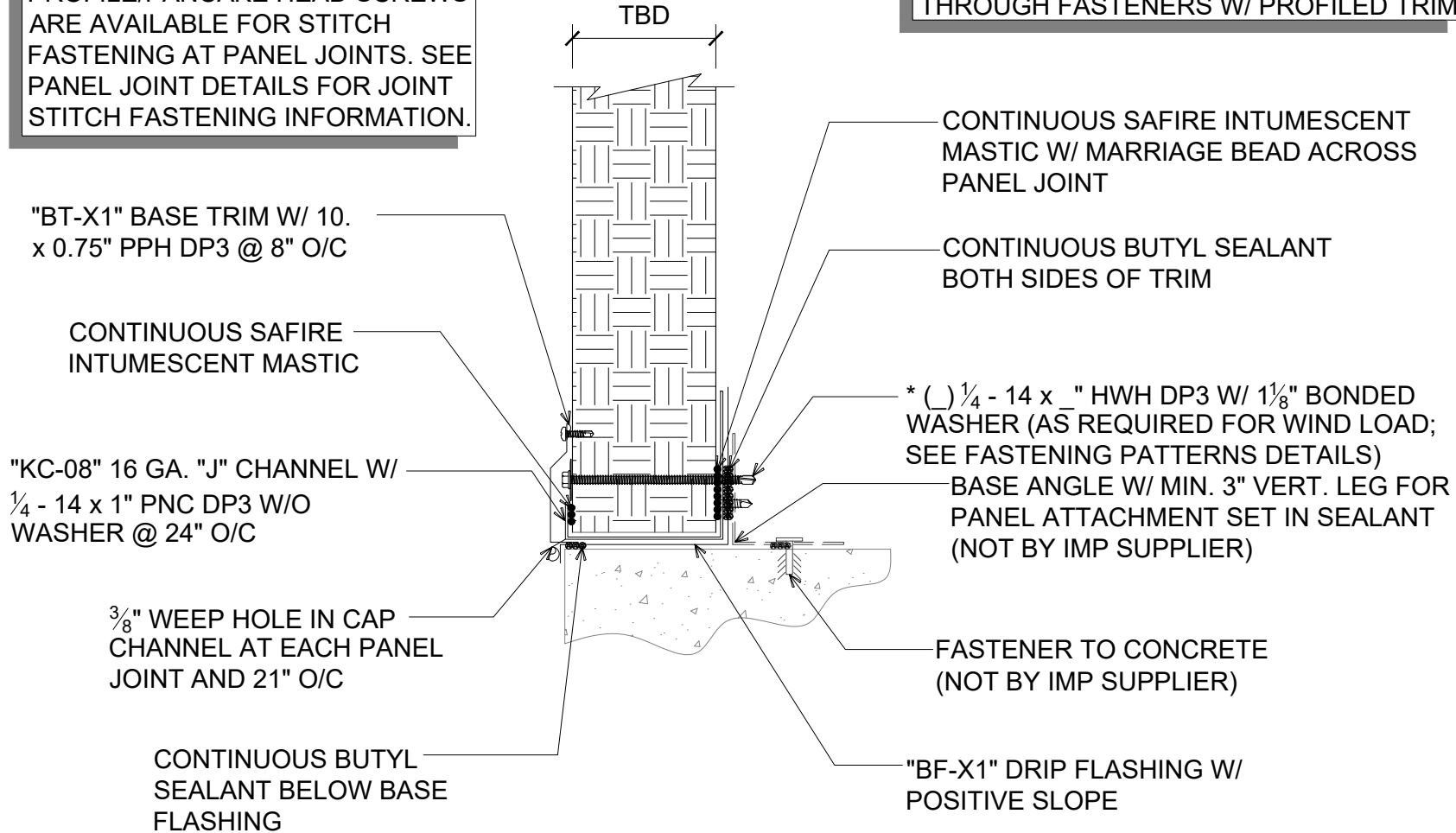
1

OF 1

NOTE: HEX HEAD THROUGH FASTENERS ARE REQUIRED FOR STRUTURAL CONNECTION OF PANELS WITH 8" THICKNESS. LOW PROFILE/PANCAKE HEAD SCREWS ARE AVAILABLE FOR STITCH FASTENING AT PANEL JOINTS. SEE PANEL JOINT DETAILS FOR JOINT STITCH FASTENING INFORMATION.

NOTE: DETAIL DEPICTS PANEL SECTION BETWEEN JOINTS AND FASTENING REQUIREMENTS

* NOTE: 8" PANEL REQUIRES HWH THROUGH FASTENERS W/ PROFILED TRIM



#M FLUSH BASE MID PANEL W/ PROFILED TRIM (REQUIRED FOR 8" PANELS)
(SECTION VIEW)

DETAIL:

BASE CONDITION - FLUSH

APPLICATION:

VERTICAL FIRE WALL, COMMERCIAL & INDUSTRIAL

AWIP DETAIL NUMBER:

MWW-ACH-BC-010_MP

929 ALDRIDGE ROAD
VACAVILLE, CA 95688
TEL: (707) 359-2280
FAX: (707) 359-2286
WWW.AWIPANELS.COM

All Weather
Insulated Panels



SHEET:

DATE: 04/24/24

DRAWN BY: MMF

1 OF 1

NOTE: SEE TRIM END LAP DETAILS FOR TYPICAL TRIM LAP INSTRUCTIONS

NOTE: *3 BEADS OF SAFIRE INTUMESCENT MASTIC REQUIRED FOR 6" AND 8" PANELS (SEE PANEL JOINT DETAILS FOR REFERENCE)

NOTE: DETAIL DEPICTS PANEL SECTION BETWEEN JOINTS AND FASTENING REQUIREMENTS

CONTINUOUS BUTYL SEALANT IN EXTERIOR JOINT

(2) 1/4" - 14 x 1/4" HWH DP3 W/O WASHER

"WC-06" WALL CLIP (1 PER PANEL, PER SUPPORT) SET CLIP IN BUTYL SEALANT

"BT-X2" BASE TRIM W/ 10. x 0.75 PPH DP3 @ 8" O/C

"KC-__" 16 GA. "J" CHANNEL W/ 1/4" - 14 x 1" PNC DP3 W/O WASHER @ 24" O/C

CONTINUOUS SAFIRE INTUMESCENT MASTIC

3/8" WEEP HOLE IN CAP CHANNEL AT EACH PANEL JOINT AND 21" O/C

"DF-X3" DRIP FLASHING W/ POSITIVE SLOPE

STEEL SHELF ANGLE AND FASTENER (NOT BY IMP SUPPLIER)

TBD

* () BEADS OF SAFIRE INTUMESCENT MASTIC IN INTERLOCKING JOINT

CONTINUOUS BUTYL SEALANT IN INTERIOR JOINT

CONTINUOUS BUTYL SEALANT BOTH SIDES OF TRIM

CONTINUOUS SAFIRE INTUMESCENT MASTIC W/ MARRIAGE BEAD ACROSS PANEL JOINT

1/2" (TYP.)

BASE ANGLE W/ MIN. 3" VERT. LEG FOR PANEL ATTACHMENT SET IN SEALANT (NOT BY IMP SUPPLIER)

FASTENER TO CONCRETE (NOT BY IMP SUPPLIER)

#J OVERHANG WITH BASE SUPPORT AT JOINT FLAT TRIM (4" & 6" PANELS ONLY)

(SECTION VIEW)

DETAIL:

BASE CONDITION - OVERHANG

APPLICATION:

VERTICAL FIRE WALL, COMMERCIAL & INDUSTRIAL

AWIP DETAIL NUMBER:

MWV-ACH-BC-011_J

929 ALDRIDGE ROAD
VACAVILLE, CA 95688
TEL: (707) 359-2280
FAX: (707) 359-2286
WWW.AWIPANELS.COM

All Weather
Insulated Panels



SHEET:

DATE: 04/24/24

DRAWN BY: MMF

1 OF 1

NOTE: SEE TRIM END LAP DETAILS FOR TYPICAL TRIM LAP INSTRUCTIONS

NOTE: DETAIL DEPICTS PANEL SECTION BETWEEN JOINTS AND FASTENING REQUIREMENTS

NOTE: *3 BEADS OF SAFIRE INTUMESCENT MASTIC REQUIRED FOR 6" AND 8" PANELS (SEE PANEL JOINT DETAILS FOR REFERENCE)

CONTINUOUS BUTYL SEALANT IN EXTERIOR JOINT

(2) 1/4" - 14 x 1/4" HWH DP3 W/O WASHER

"WC-06" WALL CLIP (1 PER PANEL, PER SUPPORT) SET CLIP IN BUTYL SEALANT

"BT-X2" BASE TRIM W/ 10. x 0.75 PPH DP3 @ 8" O/C

"KC-08" 16 GA. "J" CHANNEL W/ 1/4" - 14 x 1" PNC DP3 W/O WASHER @ 24" O/C

CONTINUOUS SAFIRE INTUMESCENT MASTIC

3/8" WEEP HOLE IN CAP CHANNEL AT EACH PANEL JOINT AND 21" O/C

"DF-X3" DRIP FLASHING W/ POSITIVE SLOPE

STEEL SHELF ANGLE AND FASTENER (NOT BY IMP SUPPLIER)

8" N.T.S.

* () BEADS OF SAFIRE INTUMESCENT MASTIC IN INTERLOCKING JOINT

CONTINUOUS BUTYL SEALANT IN INTERIOR JOINT

CONTINUOUS BUTYL SEALANT BOTH SIDES OF TRIM

CONTINUOUS SAFIRE INTUMESCENT MASTIC W/ MARRIAGE BEAD ACROSS PANEL JOINT

1/2" (TYP.)

BASE ANGLE W/ MIN. 3" VERT. LEG FOR PANEL ATTACHMENT SET IN SEALANT (NOT BY IMP SUPPLIER)

FASTENER TO CONCRETE (NOT BY IMP SUPPLIER)

#J OVERHANG WITH BASE SUPPORT AT JOINT FLAT TRIM (8" PANELS ONLY)

(SECTION VIEW)

DETAIL:

BASE CONDITION - OVERHANG

APPLICATION:

VERTICAL FIRE WALL, COMMERCIAL & INDUSTRIAL

AWIP DETAIL NUMBER:

MWV-ACH-BC-011_J8

929 ALDRIDGE ROAD
VACAVILLE, CA 95688
TEL: (707) 359-2280
FAX: (707) 359-2286
WWW.AWIPANELS.COM

All Weather
Insulated Panels



SHEET:

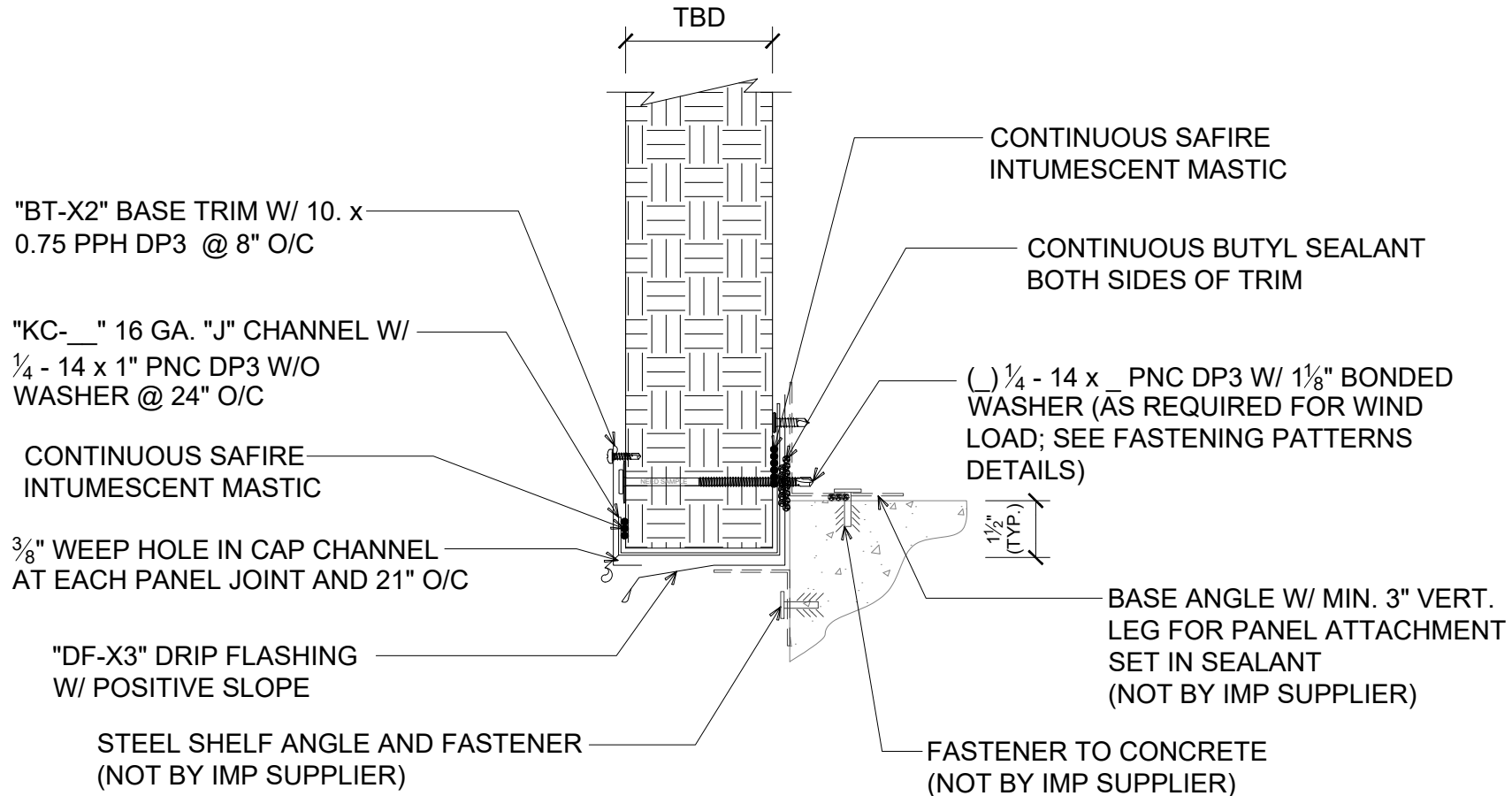
DATE: 04/24/24

DRAWN BY: MMF

1 OF 1

NOTE: SEE TRIM END LAP DETAILS FOR TYPICAL TRIM LAP INSTRUCTIONS

NOTE: DETAIL DEPICTS PANEL SECTION BETWEEN JOINTS AND FASTENING REQUIREMENTS



#M OVERHANG WITH BASE SUPPORT AT MID
 PANEL FLAT TRIM (4" & 6" PANELS ONLY)
 (SECTION VIEW)

DETAIL:

BASE CONDITION - OVERHANG

APPLICATION:

VERTICAL FIRE WALL, COMMERCIAL & INDUSTRIAL

AWIP DETAIL NUMBER:

MW-ACH-BC-011_M

929 ALDRIDGE ROAD
 VACAVILLE, CA 95688
 TEL: (707) 359-2280
 FAX: (707) 359-2286
 WWW.AWIPANELS.COM

All Weather
 Insulated Panels

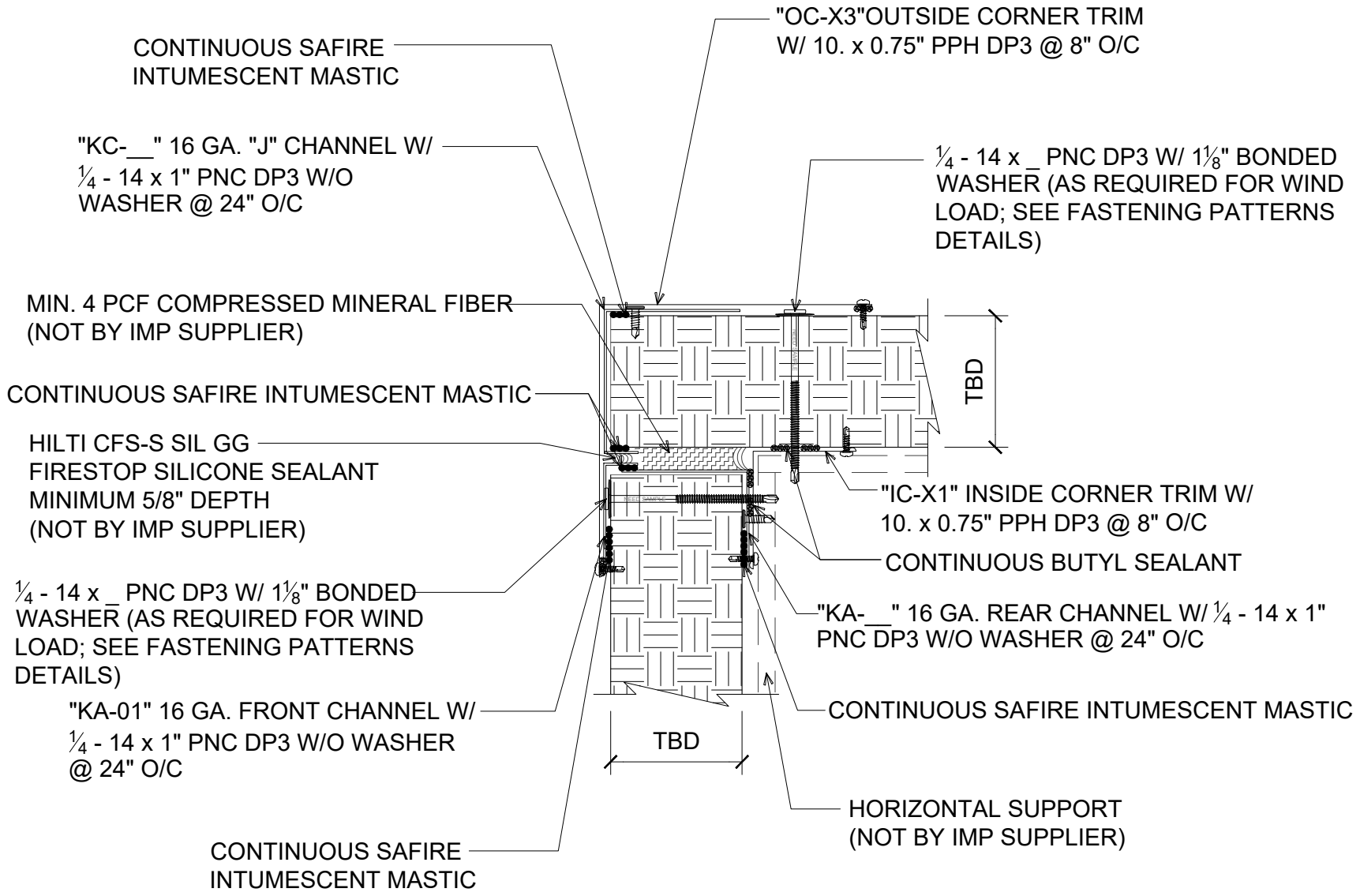


SHEET:

DATE: 04/24/24

DRAWN BY: MMF

1 OF 1



OUTSIDE CORNER WITH FLAT TRIM
(4" & 6" PANELS ONLY)
(PLAN VIEW)

DETAIL: CORNER TRANSITION - FLAT OUTSIDE		SHEET: 1 OF 1
APPLICATION:	DATE:	DRAWN BY:
VERTICAL FIRE WALL, COMMERCIAL & INDUSTRIAL	04/25/24	MMF
AWIP DETAIL NUMBER:		
MWW-ACH-CT-010		
<p>929 ALDRIDGE ROAD VACAVILLE, CA 95688 TEL: (707) 359-2280 FAX: (707) 359-2286 WWW.AWIPANELS.COM</p> <p>All Weather Insulated Panels</p> <p>AWIP</p>		

NOTE: 8" PANEL
REQUIRES HWH
THROUGH FASTENERS
W/ PROFILED TRIM

NOTE: HEX HEAD THROUGH FASTENERS ARE REQUIRED FOR STRUTURAL
CONNECTION OF PANELS WITH 8" THICKNESS. LOW PROFILE/PANCAKE HEAD
SCREWS ARE AVAILABLE FOR STITCH FASTENING AT PANEL JOINTS. SEE
PANEL JOINT DETAILS FOR JOINT STITCH FASTENING INFORMATION.

CONTINUOUS SAFIRE
INTUMESCENT MASTIC

"KC-08" 16 GA. "J" CHANNEL
W/ 1/4 - 14 x 1" PNC DP3 W/O
WASHER @ 24" O/C

MIN. 4 PCF COMPRESSED MINERAL
FIBER (NOT BY IMP SUPPLIER)

CONTINUOUS SAFIRE INTUMESCENT MASTIC

HILTI CFS-S SIL GG FIRESTOP SILICONE
SEALANT MINIMUM 5/8" DEPTH
(NOT BY IMP SUPPLIER)

"KA-01" 16 GA. FRONT CHANNEL

1/4 - 14 x _ HWH DP3 W/ 1 1/8" BONDED
WASHER (AS REQUIRED FOR WIND LOAD;
SEE FASTENING PATTERNS DETAILS)

CONTINUOUS SAFIRE
INTUMESCENT MASTIC

CONTINUOUS BUTYL SEALANT

"OC-X1" OUTSIDE CORNER TRIM
W/ 10.x 0.75" PPH DP3 @ 8" O/C

* 1/4 - 14 x _ HWH DP3 W/
1 1/8" BONDED WASHER
(AS REQUIRED FOR WIND
LOAD; SEE FASTENING
PATTERNS DETAILS)

TBD

"IC-X1" INSIDE CORNER TRIM W/ 10.
x 0.75" PPH DP3 @ 8" O/C

CONTINUOUS BUTYL SEALANT

"KA- _ " 16 GA. REAR CHANNEL W/ 1/4 - 14
x 1" PNC DP3 W/O WASHER @ 24" O/C

CONTINUOUS SAFIRE INTUMESCENT MASTIC

HORIZONTAL SUPPORT
(NOT BY IMP SUPPLIER)

TBD

OUTSIDE CORNER WITH PROFILED TRIM (REQUIRED FOR 8" PANELS)

(PLAN VIEW)

DETAIL:

CORNER TRANSITION - PROFILED OUTSIDE

APPLICATION:

VERTICAL FIRE WALL, COMMERCIAL & INDUSTRIAL

AWIP DETAIL NUMBER:

MWV-ACH-CT-011

SHEET:

DATE: 04/25/24

DRAWN BY: MMF

1 OF 1

929 ALDRIDGE ROAD
VACAVILLE, CA 95688
TEL: (707) 359-2280
FAX: (707) 359-2286
WWW.AWIPANELS.COM

All Weather
Insulated Panels



CONTINUOUS SAFIRE INTUMESCENT MASTIC

MIN. 4 PCF COMPRESSED MINERAL FIBER (NOT BY IMP SUPPLIER)

"KC-__" 16 GA. "J" CHANNEL W/ 1/4 - 14 x 1" PNC DP3 W/O WASHER @ 24" O/C

HILTI CFS-S SIL GG FIRESTOP SILICONE SEALANT MINIMUM 5/8" DEPTH (NOT BY IMP SUPPLIER)

1/4 - 14 x PNC DP3 W/ 1/8" BONDED WASHER (AS REQUIRED FOR WIND LOAD; SEE FASTENING PATTERNS DETAILS)

CONTINUOUS BUTYL SEALANT

"KA-__" 16 GA. REAR CHANNEL W/ 1/4 - 14 x 1" PNC DP3 W/O WASHER @ 24" O/C

CONTINUOUS SAFIRE INTUMESCENT MASTIC

10. x 0.75" PPH DP3 @ 8" O/C

HORIZONTAL SUPPORT (NOT BY IMP SUPPLIER)

"OC-X2" OUTSIDE CORNER TRIM

1/4 - 14 x PNC DP3 W/ 1/8" BONDED WASHER (AS REQUIRED FOR WIND LOAD; SEE FASTENING PATTERNS DETAILS)

CONTINUOUS BUTYL SEALANT

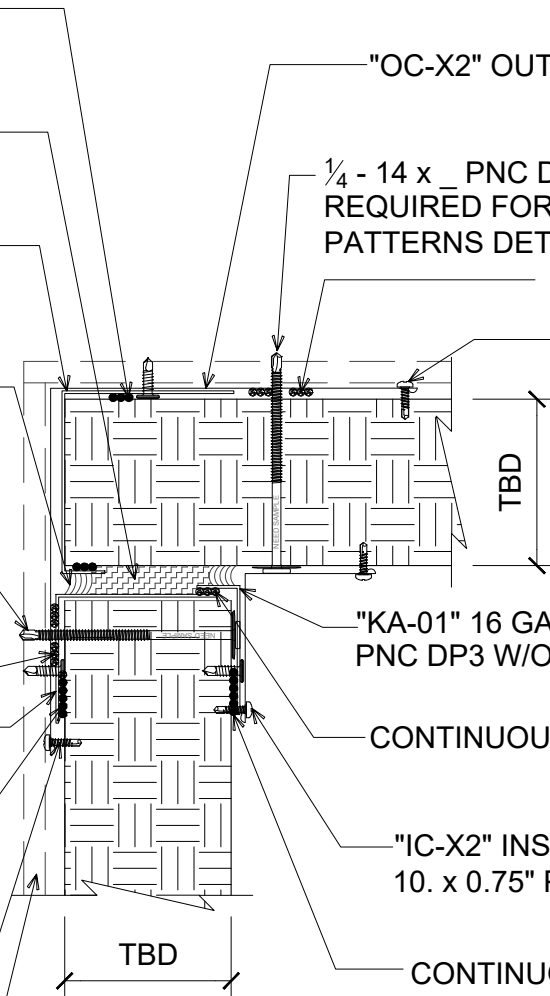
10. x 0.75" PPH DP3 @ 8" O/C

"KA-01" 16 GA. FRONT CHANNEL W/ 1/4 - 14 x 1" PNC DP3 W/O WASHER @ 24" O/C

CONTINUOUS SAFIRE INTUMESCENT MASTIC

"IC-X2" INSIDE CORNER TRIM W/ 10. x 0.75" PPH DP3 @ 8" O/C

CONTINUOUS SAFIRE INTUMESCENT MASTIC



INSIDE CORNER WITH FLAT TRIM (4" & 6" PANELS ONLY) (PLAN VIEW)

DETAIL:

CORNER TRANSITION - FLAT INSIDE

APPLICATION:

VERTICAL FIRE WALL, COMMERCIAL & INDUSTRIAL

AWIP DETAIL NUMBER:

MWW-ACH-CT-012

929 ALDRIDGE ROAD
VACAVILLE, CA 95688
TEL: (707) 359-2280
FAX: (707) 359-2286
WWW.AWIPANELS.COM



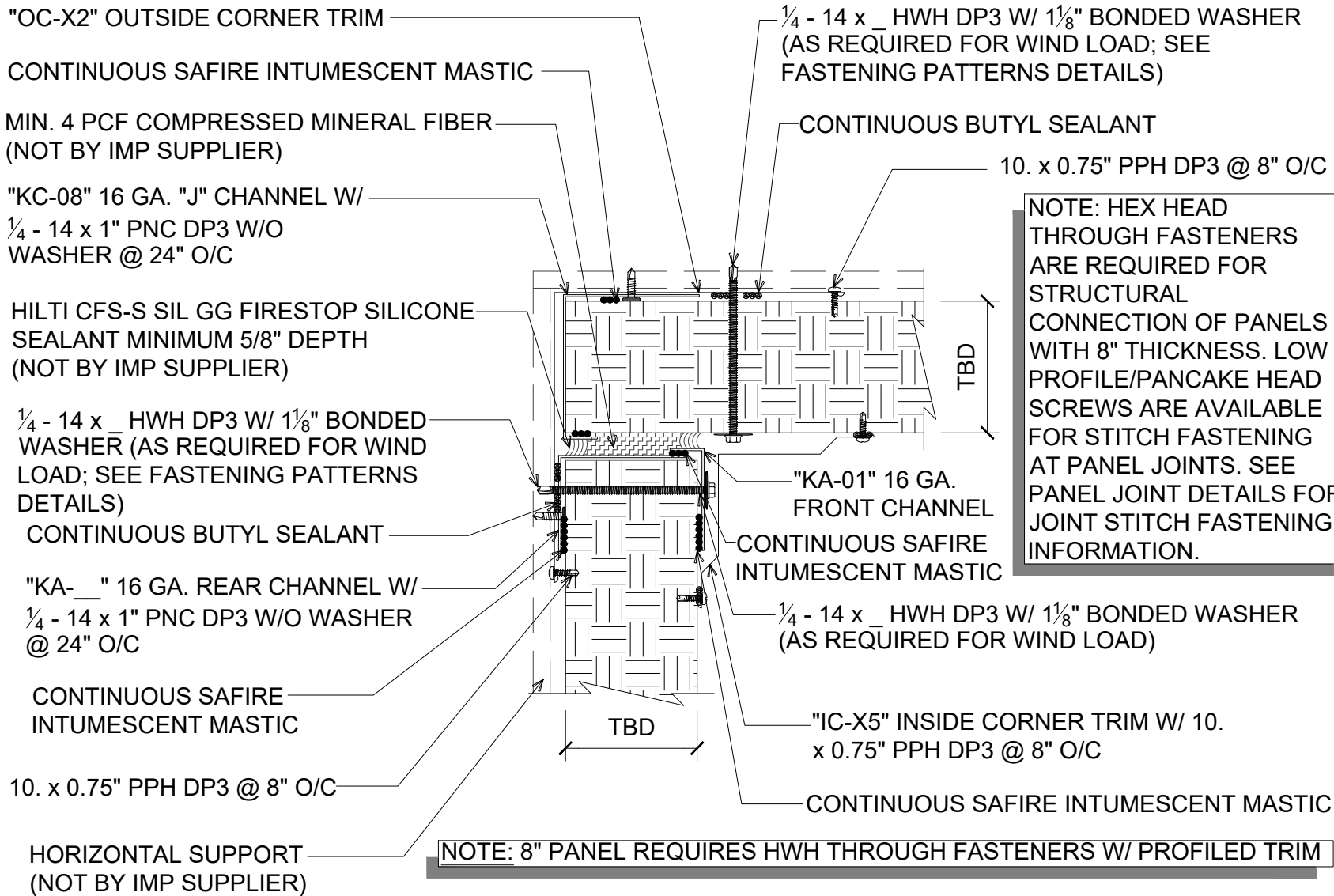
SHEET:

DATE: 04/25/24

DRAWN BY: MMF

1

OF 1



NOTE: HEX HEAD THROUGH FASTENERS ARE REQUIRED FOR STRUCTURAL CONNECTION OF PANELS WITH 8" THICKNESS. LOW PROFILE/PANCAKE HEAD SCREWS ARE AVAILABLE FOR STITCH FASTENING AT PANEL JOINTS. SEE PANEL JOINT DETAILS FOR JOINT STITCH FASTENING INFORMATION.

NOTE: 8" PANEL REQUIRES HWH THROUGH FASTENERS W/ PROFILED TRIM

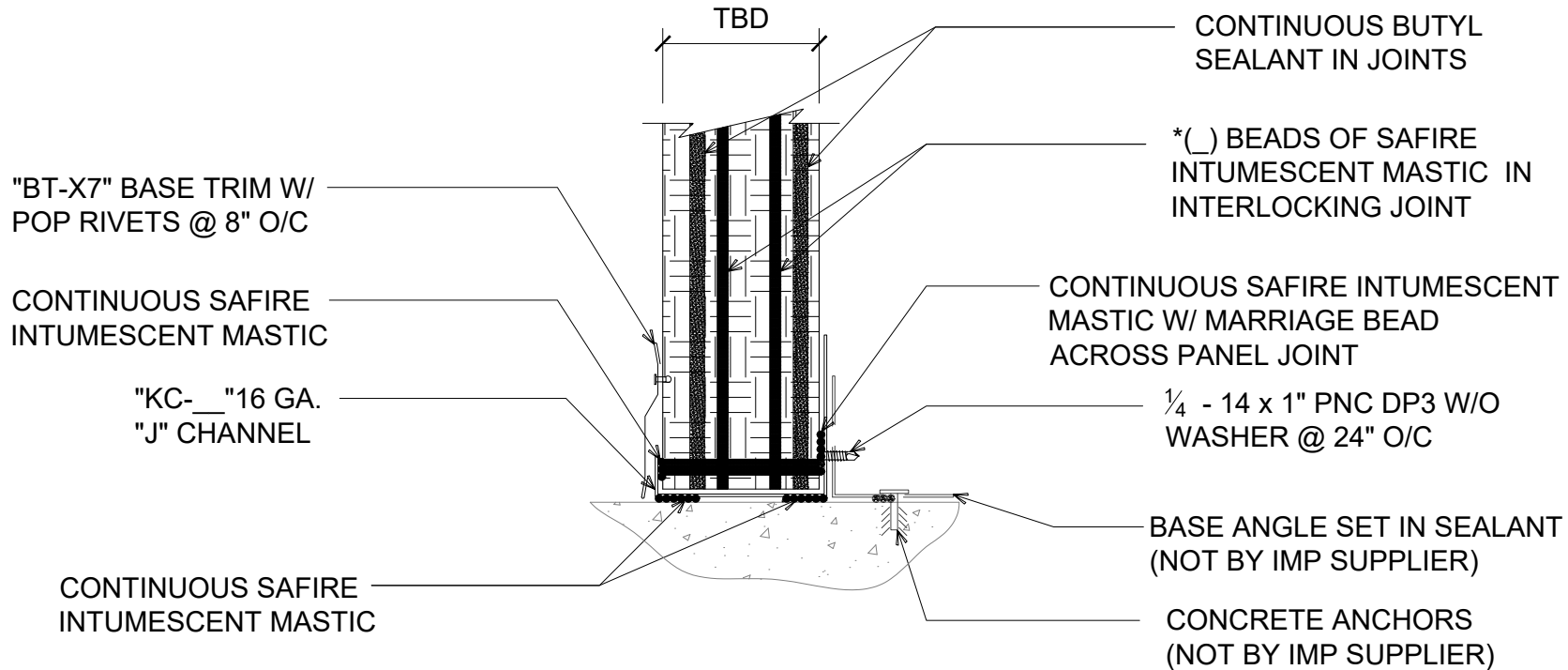
INSIDE CORNER WITH PROFILED TRIM
(REQUIRED FOR 8" PANELS)
 (PLAN VIEW)

DETAIL: CORNER TRANSITION - PROFILED INSIDE	
APPLICATION:	VERTICAL FIRE WALL, COMMERCIAL & INDUSTRIAL
DATE:	04/25/24
DRAWN BY:	MMF
SHEET:	1 OF 1

929 ALDRIDGE ROAD
 VACAVILLE, CA 95688
 TEL: (707) 359-2280
 FAX: (707) 359-2286
 WWW.AWIPANELS.COM

All Weather
 Insulated Panels
AWIP

**NOTE: 8" PANEL REQUIRES
HWH THROUGH FASTENERS W/
PROFILED TRIM**



#J BASE DETAIL - PARTITION

(SECTION VIEW)

DETAIL:

BASE CONDITION

APPLICATION:

VERTICAL FIRE WALL, INTERIOR AMBIENT

AWIP DETAIL NUMBER:

MWV-AAI-BC-010_J

929 ALDRIDGE ROAD
VACAVILLE, CA 95688
TEL: (707) 359-2280
FAX: (707) 359-2286
WWW.AWIPANELS.COM

All Weather
Insulated Panels



SHEET:

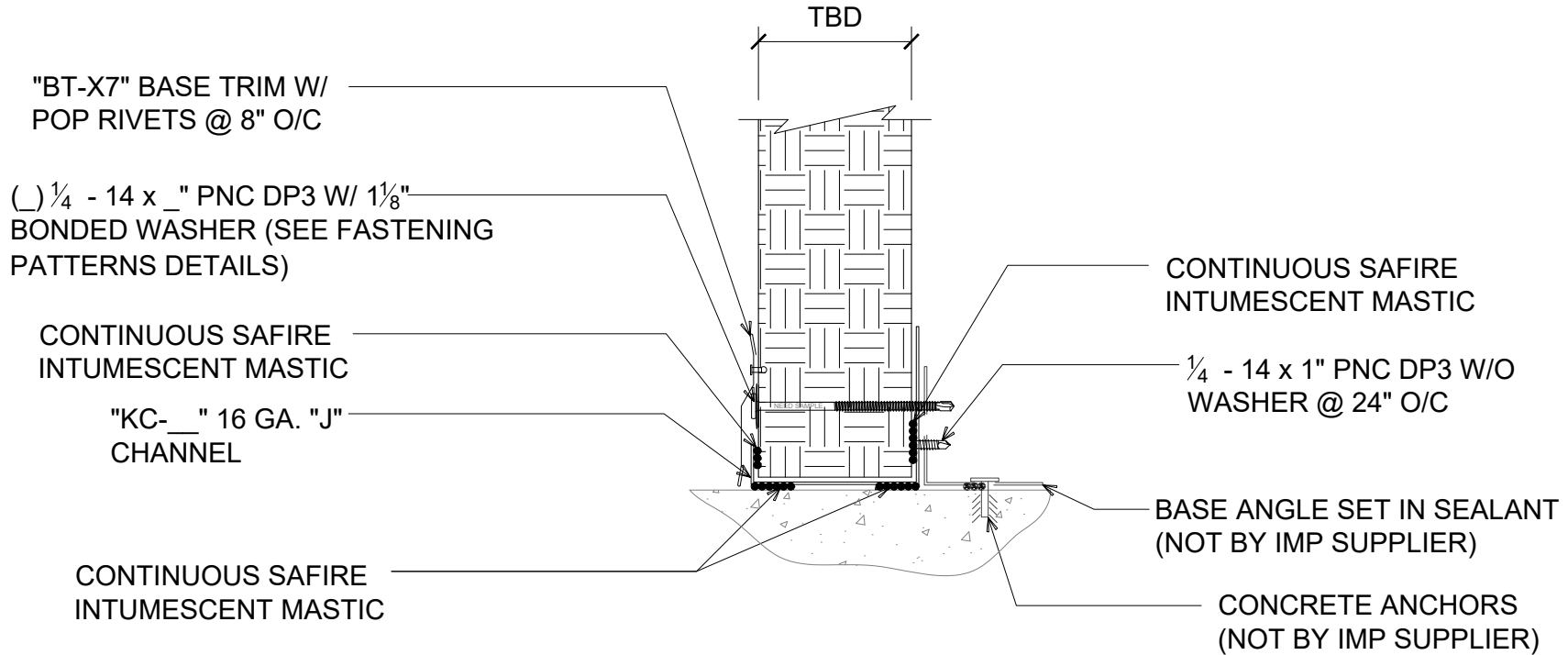
DATE: 04/25/24

DRAWN BY: MMF

1

OF 1

**NOTE: 8" PANEL REQUIRES
HWH THROUGH FASTENERS W/
PROFILED TRIM**



#M BASE DETAIL - PARTITION MID PANEL

(SECTION VIEW)

DETAIL:

BASE CONDITION

APPLICATION:

VERTICAL FIRE WALL, INTERIOR AMBIENT

AWIP DETAIL NUMBER:

MWV-AAI-BC-010_M

929 ALDRIDGE ROAD
VACAVILLE, CA 95688
TEL: (707) 359-2280
FAX: (707) 359-2286
WWW.AWIPANELS.COM

All Weather
Insulated Panels



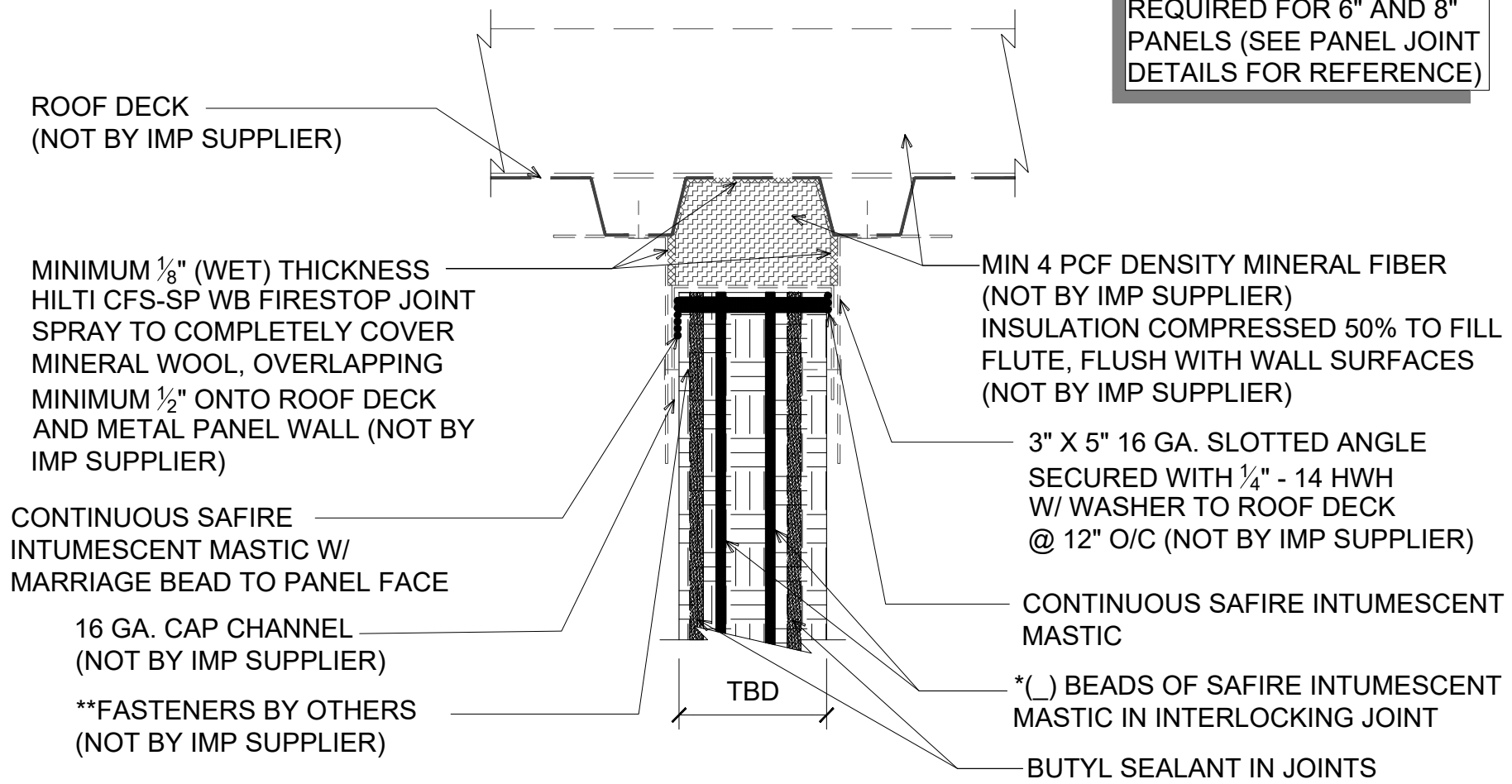
SHEET:

DATE: 04/25/24

DRAWN BY: MMF

1 OF 1

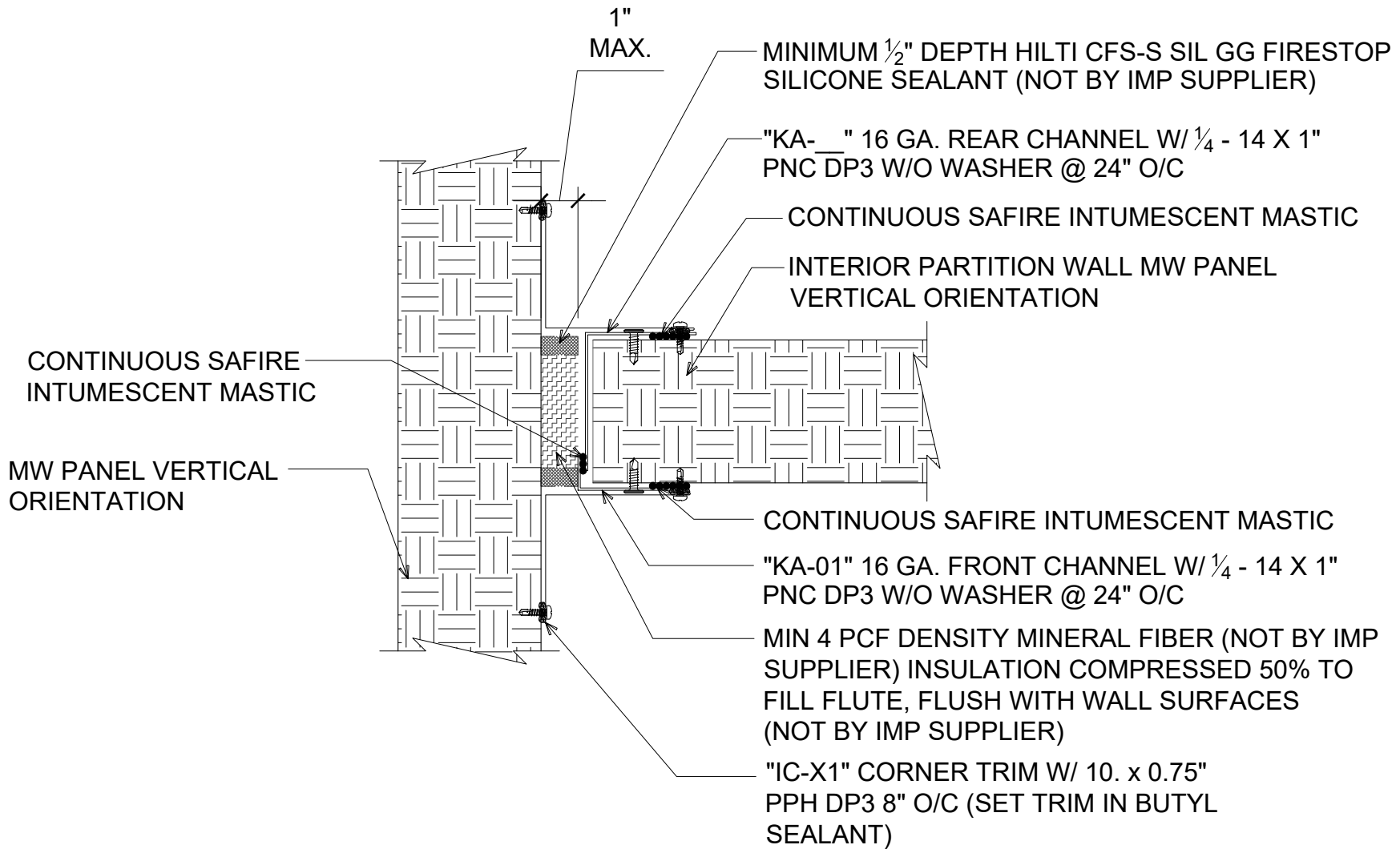
NOTE: *3 BEADS OF SAFIRE INTUMESCENT MASTIC REQUIRED FOR 6" AND 8" PANELS (SEE PANEL JOINT DETAILS FOR REFERENCE)



NOTE: AVOID TIGHTENING FASTENERS AT SLOTS TO ALLOW FOR MOVEMENT.

FIRE RATED ASSEMBLY PARTITION WALL TO ROOF
(SECTION VIEW)

DETAIL: PARTITION TO ROOF	DATE: 09/12/23	SHEET: 1 OF 1
	DRAWN BY: MMF	
APPLICATION: VERTICAL FIRE WALL, INTERIOR AMBIENT		
AWIP DETAIL NUMBER: MWV-AAL-PT-010		
<p>929 ALDRIDGE ROAD VACAVILLE, CA 95688 TEL: (707) 359-2280 FAX: (707) 359-2286 WWW.AWIPANELS.COM</p> <p>All Weather Insulated Panels</p> <p>AWIP</p>		



INTERIOR PARTITION ENDWALL DETAIL

(PLAN VIEW)

DETAIL:

CORNER TRANSITION - PARTITION ENDWALL

APPLICATION:
VERTICAL FIRE WALL, INTERIOR AMBIENT
AWIP DETAIL NUMBER:
MWV-AA1-CT-010

DATE:
11/20/23
DRAWN BY:
MMF

SHEET:
1
OF
1

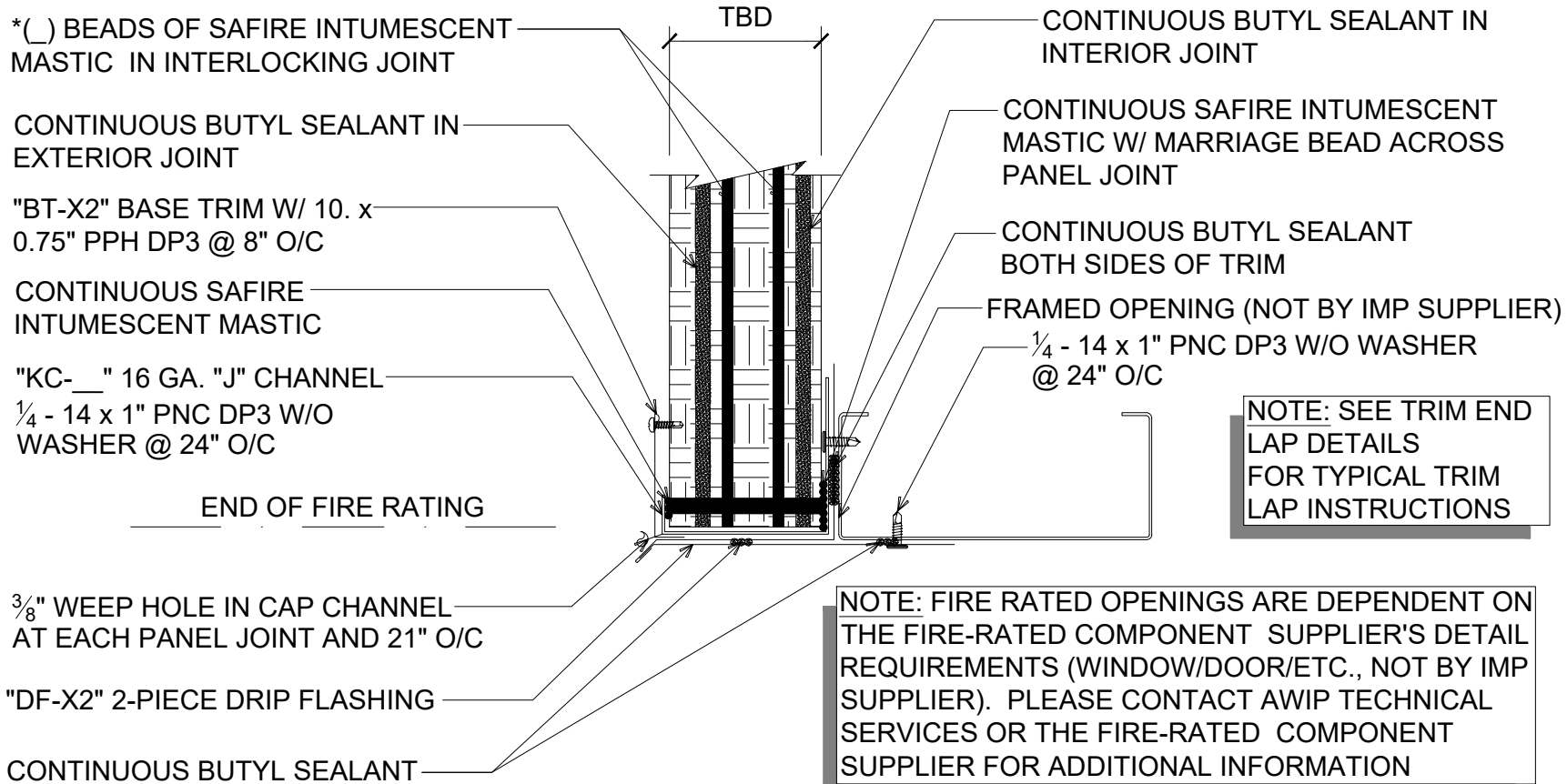
929 ALDRIDGE ROAD
VACAVILLE, CA 95688
TEL: (707) 359-2280
FAX: (707) 359-2286
WWW.AWIPANELS.COM

All Weather
Insulated Panels



NOTES: DETAIL DEPICTS PANEL SECTION AT PANEL JOINTS AND FASTENING REQUIREMENTS

*NOTE: 3 BEADS OF SAFIRE INTUMESCENT MASTIC REQUIRED FOR 6" AND 8" PANELS (SEE PANEL JOINT DETAILS FOR REFERENCE)



#J FRAMED OPENING HEAD FLAT TRIM W/
DRIP EDGE AT JT (4" & 6" PANELS ONLY)
(SECTION VIEW)

DETAIL:

FRAMED OPENING - HEADER

APPLICATION:

VERTICAL FIRE WALL, COMMERCIAL & INDUSTRIAL

AWIP DETAIL NUMBER:

MWW-ACH-FC-010_J

929 ALDRIDGE ROAD
VACAVILLE, CA 95688
TEL: (707) 359-2280
FAX: (707) 359-2286
WWW.AWIPANELS.COM

All Weather
Insulated Panels



SHEET:

DATE: 04/25/24

DRAWN BY: MMF

1

OF 1

NOTE: HEX HEAD THROUGH FASTENERS ARE REQUIRED FOR STRUTURAL CONNECTION OF PANELS WITH 8" THICKNESS. LOW PROFILE/PANCAKE HEAD SCREWS ARE AVAILABLE FOR STITCH FASTENING AT PANEL JOINTS. SEE PANEL JOINT DETAILS FOR JOINT STITCH FASTENING INFORMATION.

*NOTE: 3 BEADS OF SAFIRE INTUMESCENT MASTIC REQUIRED FOR 6" AND 8" PANELS (SEE PANEL JOINT DETAILS FOR REFERENCE)

NOTES: DETAIL DEPICTS PANEL SECTION AT PANEL JOINTS AND FASTENING REQUIREMENTS

"BT-X2" BASE TRIM W/ 10. x 0.75" PPH DP3 @ 8" O/C

() 1/4 - 14 x _ PNC DP3 PER PANEL (SEE FASTENING PATTERNS DETAILS)

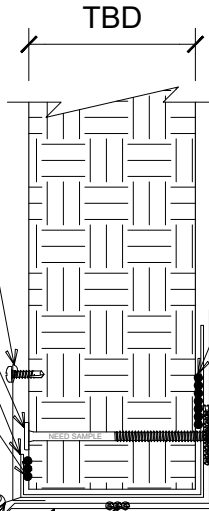
"KC-_" 16 GA. "J" CHANNEL W/ 1/4 - 14 x 1" PNC DP3 W/O WASHER @ 24" O/C

CONTINUOUS SAFIRE INTUMESCENT MASTIC
END OF FIRE RATING

3/8" WEEP HOLE IN CAP CHANNEL AT EACH PANEL JOINT AND 21" O/C

"DF-X2" 2-PIECE DRIP FLASHING

CONTINUOUS BUTYL SEALANT



CONTINUOUS SAFIRE INTUMESCENT MASTIC W/ MARRIAGE BEAD ACROSS PANEL JOINT

CONTINUOUS BUTYL SEALANT BOTH SIDES OF TRIM

FRAMED OPENING (NOT BY IMP SUPPLIER)

NOTE: SEE TRIM END LAP DETAILS FOR TYPICAL TRIM LAP INSTRUCTIONS

1/4 - 14 x 1" PNC DP3 W/O WASHER @ 24" O/C

NOTE: FIRE RATED OPENINGS ARE DEPENDENT ON THE FIRE-RATED COMPONENT SUPPLIER'S DETAIL REQUIREMENTS (WINDOW/DOOR/ETC., NOT BY IMP SUPPLIER). PLEASE CONTACT AWIP TECHNICAL SERVICES OR THE FIRE-RATED COMPONENT SUPPLIER FOR ADDITIONAL INFORMATION

#M FRAMED OPENING HEAD FLAT TRIM W/ DRIP EDGE MID PNL (4" & 6" PNLS ONLY)

(SECTION VIEW)

DETAIL:

FRAMED OPENING - HEADER

APPLICATION:

VERTICAL FIRE WALL, COMMERCIAL & INDUSTRIAL

AWIP DETAIL NUMBER:

MWV-ACH-FC-010_MF

929 ALDRIDGE ROAD
VACAVILLE, CA 95688
TEL: (707) 359-2280
FAX: (707) 359-2286
WWW.AWIPANELS.COM

All Weather
Insulated Panels



DATE: 04/25/24

DRAWN BY: MMF

SHEET:

1

OF 1

NOTE: HEX HEAD THROUGH FASTENERS ARE REQUIRED FOR STRUTURAL CONNECTION OF PANELS WITH 8" THICKNESS. LOW PROFILE/PANCAKE HEAD SCREWS ARE AVAILABLE FOR STITCH FASTENING AT PANEL JOINTS. SEE PANEL JOINT DETAILS FOR JOINT STITCH FASTENING INFORMATION.

*NOTE: 3 BEADS OF SAFIRE INTUMESCENT MASTIC REQUIRED FOR 6" AND 8" PANELS (SEE PANEL JOINT DETAILS FOR REFERENCE)

NOTES: DETAIL DEPICTS PANEL SECTION AT PANEL JOINTS AND FASTENING REQUIREMENTS

"BT-X1" PROFILED BASE TRIM W/
10. x 0.75" PPH DP3 @ 8" O/C

() 1/4 - 14 x _ HWH DP3 PER PANEL
(SEE FASTENING PATTERNS DETAILS)

"KC-08" 16 GA. "J" CHANNEL W/
1/4 - 14 x 1" PNC DP3 W/O
WASHER @ 24" O/C

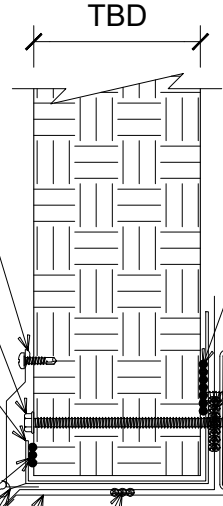
END OF FIRE RATING

CONTINUOUS SAFIRE
INTUMESCENT MASTIC

3/8" WEEP HOLE IN CAP CHANNEL AT
EACH PANEL JOINT AND 21" O/C

"DF-X2" 2-PIECE DRIP FLASHING

CONTINUOUS BUTYL SEALANT



CONTINUOUS SAFIRE INTUMESCENT
MASTIC W/ MARRIAGE BEAD ACROSS
PANEL JOINT

CONTINUOUS BUTYL SEALANT
BOTH SIDES OF TRIM

FRAMED
OPENING
(NOT BY IMP
SUPPLIER)

NOTE: SEE TRIM END
LAP DETAILS
FOR TYPICAL TRIM
LAP INSTRUCTIONS

1/4 - 14 x 1" PNC DP3 W/O WASHER
@ 24" O/C

NOTE: FIRE RATED OPENINGS ARE
DEPENDENT ON THE FIRE-RATED COMPONENT
SUPPLIER'S DETAIL REQUIREMENTS
(WINDOW/DOOR/ETC., NOT BY IMP SUPPLIER).
PLEASE CONTACT AWIP TECHNICAL SERVICES
OR THE FIRE-RATED COMPONENT SUPPLIER
FOR ADDITIONAL INFORMATION

#M **FRAMED OPENING HEAD PROFILED TRIM
W/ DRIP EDGE (REQUIRED FOR 8" PNLS)**
(SECTION VIEW)

DETAIL: **FRAMED OPENING - HEADER**

APPLICATION: VERTICAL FIRE WALL, COMMERCIAL & INDUSTRIAL

DATE: 04/25/24

DRAWN BY: MMF

SHEET: 1 OF 1

AWIP DETAIL NUMBER: MW-ACH-FC-010_MP

929 ALDRIDGE ROAD
VACAVILLE, CA 95688
TEL: (707) 359-2280
FAX: (707) 359-2286
WWW.AWIPANELS.COM

All Weather
Insulated Panels

AWIP

**NOTE: 8" PANEL REQUIRES
HWH THROUGH FASTENERS
W/ PROFILED TRIM**

1/4 - 14 x 1" PNC DP3 W/O WASHER
@ 24" O/C

CONTINUOUS BUTYL SEALANT

"KA-__" 16 GA. REAR CHANNEL W/ 1/4 - 14 x
1" PNC DP3 W/O WASHER @ 24" O/C

CONTINUOUS SAFIRE INTUMESCENT MASTIC

"KA-01" 16 GA. FRONT CHANNEL W/
1/4 - 14 x 1" PNC DP3 W/O WASHER @
24" O/C

"JT-X1" JAMB TRIM W/ 10.
x 0.75" PPH DP3 @ 8" O/C

**NOTE: FIRE RATED OPENINGS ARE
DEPENDENT ON THE FIRE-RATED COMPONENT
SUPPLIER'S DETAIL REQUIREMENTS
(WINDOW/DOOR/ETC., NOT BY IMP SUPPLIER).
PLEASE CONTACT AWIP TECHNICAL SERVICES
OR THE FIRE-RATED COMPONENT SUPPLIER
FOR ADDITIONAL INFORMATION**

END OF FIRE RATING

FRAMED OPENING
(NOT BY IMP SUPPLIER)

1/4 - 14 x 1" PNC DP3 (SEE FASTENING PATTERNS
DETAILS)

CONTINUOUS BUTYL SEALANT

CONTINUOUS SAFIRE INTUMESCENT MASTIC

TBD

CONTINUOUS SAFIRE INTUMESCENT MASTIC

CONTINUOUS BUTYL SEALANT OR TAPE

**NOTE: SEE TRIM END
LAP DETAILS
FOR TYPICAL TRIM
LAP INSTRUCTIONS**

FRAMED OPENING ONE PIECE FLAT JAMB TRIM (4" & 6" PANELS ONLY)

(PLAN VIEW)

DETAIL:

FRAMED OPENING - FLAT JAMB

APPLICATION:

VERTICAL FIRE WALL, COMMERCIAL & INDUSTRIAL

AWIP DETAIL NUMBER:

MVW-ACI-FO-011

DATE:

11/01/23

DRAWN BY:

MMF

SHEET:

1

OF 1

929 ALDRIDGE ROAD
VACAVILLE, CA 95688
TEL: (707) 359-2280
FAX: (707) 359-2286
WWW.AWIPANELS.COM



**NOTE: 8" PANEL REQUIRES
HWH THROUGH FASTENERS
W/ PROFILED TRIM**

1/4 - 14 x 1" PNC DP3 W/O WASHER
@ 24" O/C

CONTINUOUS BUTYL SEALANT

"KA-08" 16 GA. REAR CHANNEL W/ 1/4 - 14 x 1"
PNC DP3 W/O WASHER @ 24" O/C

CONTINUOUS SAFIRE INTUMESCENT MASTIC

"KA-01" 16 GA. FRONT CHANNEL

"JT-X5" PROFILED JAMB TRIM W/
10. x 0.75" PPH DP3 @ 8" O/C

FRAMED OPENING
(NOT BY IMP SUPPLIER)

1/4 - 14 x _ HWH DP3 (SEE FASTENING
PATTERNS DETAILS)

CONTINUOUS BUTYL SEALANT

CONTINUOUS SAFIRE INTUMESCENT MASTIC

**NOTE: SEE TRIM END
LAP DETAILS
FOR TYPICAL TRIM
LAP INSTRUCTIONS**

CONTINUOUS SAFIRE INTUMESCENT MASTIC

CONTINUOUS BUTYL SEALANT OR TAPE

**NOTE: FIRE RATED OPENINGS ARE
DEPENDENT ON THE FIRE-RATED COMPONENT
SUPPLIER'S DETAIL REQUIREMENTS
(WINDOW/DOOR/ETC., NOT BY IMP SUPPLIER).
PLEASE CONTACT AWIP TECHNICAL SERVICES
OR THE FIRE-RATED COMPONENT SUPPLIER
FOR ADDITIONAL INFORMATION**

END OF FIRE RATING

**NOTE: HEX HEAD THROUGH FASTENERS ARE
REQUIRED FOR STRUTURAL CONNECTION OF PANELS
WITH 8" THICKNESS. LOW PROFILE/PANCAKE HEAD
SCREWS ARE AVAILABLE FOR STITCH FASTENING AT
PANEL JOINTS. SEE PANE JOINT DETAILS FOR JOINT
STITCH FASTENING INFORMATION.**

TBD

FRAMED OPENING ONE PIECE PROFILED JAMB TRIM (REQUIRED FOR 8" PANELS)

(PLAN VIEW)

DETAIL:

FRAMED OPENING - PROFILED JAMB

APPLICATION:

VERTICAL FIRE WALL, COMMERCIAL & INDUSTRIAL

AWIP DETAIL NUMBER:

MVW-ACI-FO-012

DATE:

11/01/23

DRAWN BY:

MMF

SHEET:

1

OF

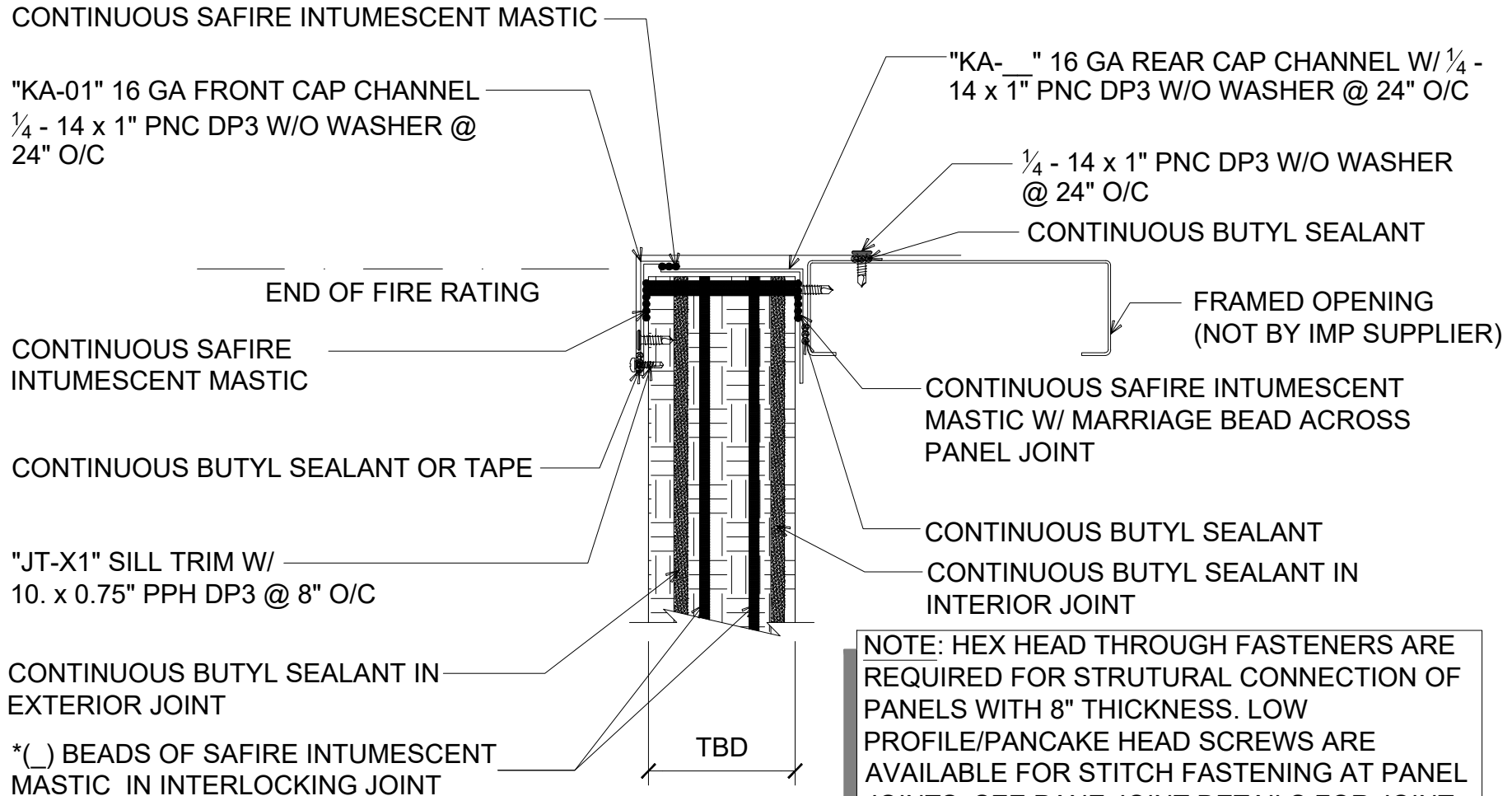
1

929 ALDRIDGE ROAD
VACAVILLE, CA 95688
TEL: (707) 359-2280
FAX: (707) 359-2286
WWW.AWIPANELS.COM



NOTE: SEE TRIM END LAP DETAILS FOR TYPICAL TRIM LAP INSTRUCTIONS

*NOTE: 3 BEADS OF SAFIRE INTUMESCENT MASTIC REQUIRED FOR 6" AND 8" PANELS (SEE PANEL JOINT DETAILS FOR REFERENCE)



NOTE: HEX HEAD THROUGH FASTENERS ARE REQUIRED FOR STRUTURAL CONNECTION OF PANELS WITH 8" THICKNESS. LOW PROFILE/PANCAKE HEAD SCREWS ARE AVAILABLE FOR STITCH FASTENING AT PANEL JOINTS. SEE PANE JOINT DETAILS FOR JOINT STITCH FASTENING INFORMATION.

#J FRAMED OPENING ONE PIECE FLAT SILL TRIM AT JOINT (4" & 6" PANELS ONLY)

(SECTION VIEW)

DETAIL:	FRAMED OPENING - SILL	
	DATE: 11/01/23	SHEET: 1 OF 1
	APPLICATION: VERTICAL FIRE WALL, COMMERCIAL & INDUSTRIAL	DRAWN BY: MMF

AWIP DETAIL NUMBER: MWV-ACI-FO-013_J

929 ALDRIDGE ROAD
VACAVILLE, CA 95688
TEL: (707) 359-2280
FAX: (707) 359-2286
WWW.AWIPANELS.COM

CONTINUOUS SAFIRE INTUMESCENT MASTIC

"KA-01" 16 GA FRONT CAP CHANNEL
W/ 1/4 - 14 x 1" PNC DP3 W/O WASHER
@ 24" O/C

"KA-__" 16 GA REAR CAP CHANNEL W/ 1/4 -
14 x 1" PNC DP3 W/O WASHER @ 24" O/C

1/4 - 14 x 1" PNC DP3 W/O WASHER
@ 24" O/C

CONTINUOUS BUTYL SEALANT

END OF FIRE RATING

FRAMED OPENING
(NOT BY IMP SUPPLIER)

CONTINUOUS SAFIRE
INTUMESCENT MASTIC

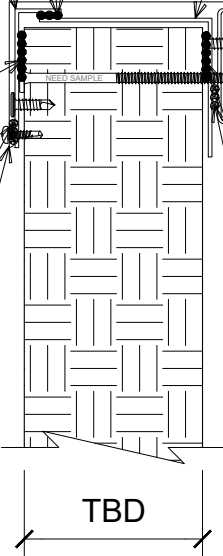
() 1/4 - 14 x _ PNC DP3 PER PANEL (AS
REQUIRED FOR WIND LOAD; SEE
FASTENING PATTERNS DETAILS)

CONTINUOUS BUTYL SEALANT OR TAPE

CONTINUOUS SAFIRE
INTUMESCENT MASTIC

"JT-X1" SILL TRIM W/
10. x 0.75" PPH DP3 @ 8" O/C

CONTINUOUS
BUTYL SEALANT



NOTE: FIRE RATED OPENINGS ARE
DEPENDENT ON THE FIRE-RATED
COMPONENT SUPPLIER'S DETAIL
REQUIREMENTS (WINDOW/DOOR/ETC.,
NOT BY IMP SUPPLIER). PLEASE
CONTACT AWIP TECHNICAL SERVICES OR
THE FIRE-RATED COMPONENT SUPPLIER
FOR ADDITIONAL INFORMATION

NOTE: SEE TRIM END LAP DETAILS
FOR TYPICAL TRIM LAP INSTRUCTIONS

#M FRAMED OPENING ONE PIECE FLAT SILL TRIM MID PANEL (4" & 6" PANELS ONLY)

(SECTION VIEW)

DETAIL:

FRAMED OPENING - SILL

APPLICATION:
VERTICAL FIRE WALL, COMMERCIAL & INDUSTRIAL
AWIP DETAIL NUMBER:
MFW-ACI-FO-013_MF

DATE:

11/01/23

DRAWN BY:

MMF

SHEET:

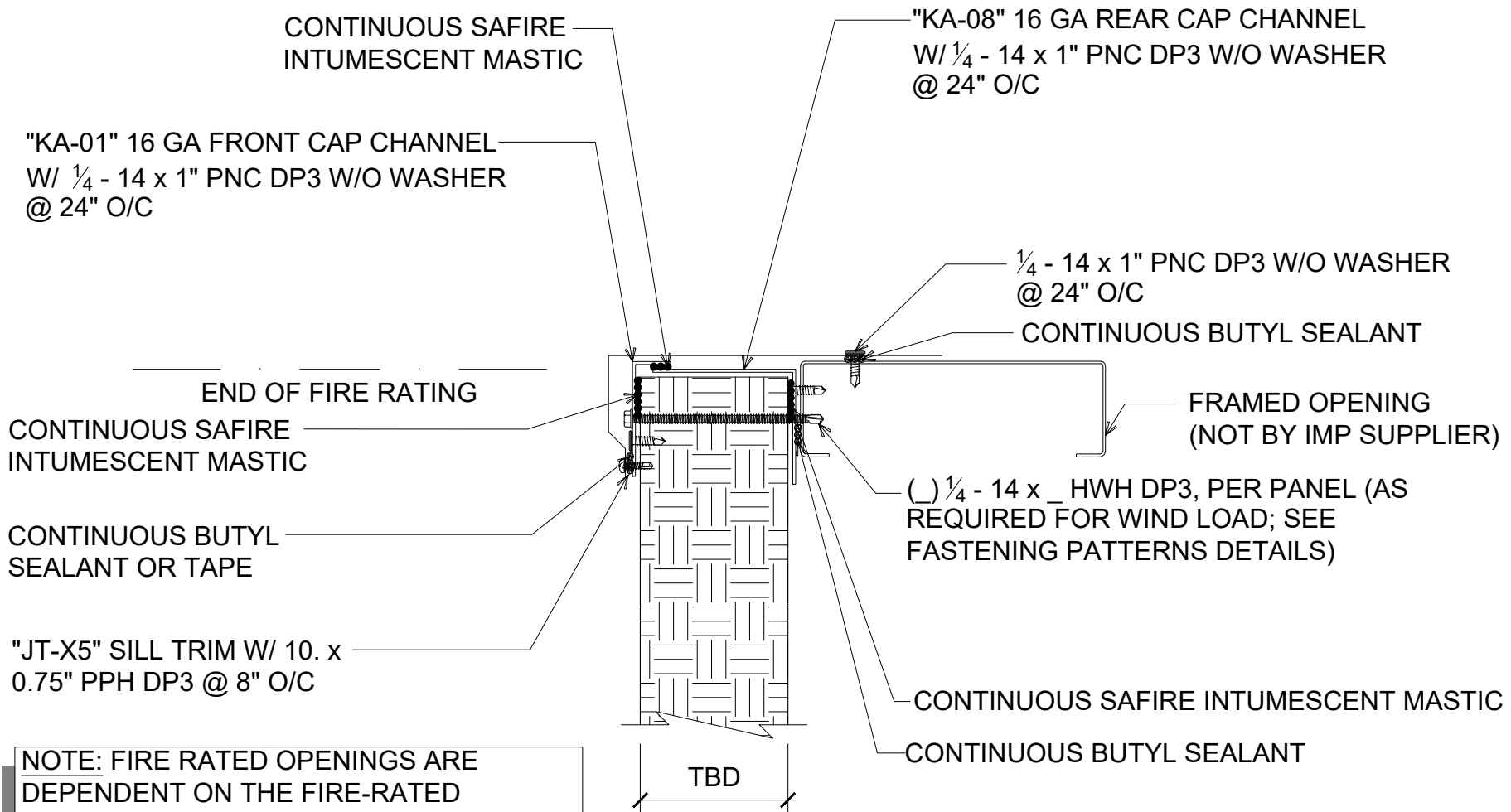
1

OF

1

929 ALDRIDGE ROAD
VACAVILLE, CA 95688
TEL: (707) 359-2280
FAX: (707) 359-2286
WWW.AWIPANELS.COM





NOTE: FIRE RATED OPENINGS ARE DEPENDENT ON THE FIRE-RATED COMPONENT SUPPLIER'S DETAIL REQUIREMENTS (WINDOW/DOOR/ETC., NOT BY IMP SUPPLIER). PLEASE CONTACT AWIP TECHNICAL SERVICES OR THE FIRE-RATED COMPONENT SUPPLIER FOR ADDITIONAL INFORMATION

NOTE: SEE TRIM END LAP DETAILS FOR TYPICAL TRIM LAP INSTRUCTIONS

#M FRAMED OPENING ONE PIECE PROFILED SILL TRIM (REQUIRED FOR 8" PANELS)

(SECTION VIEW)

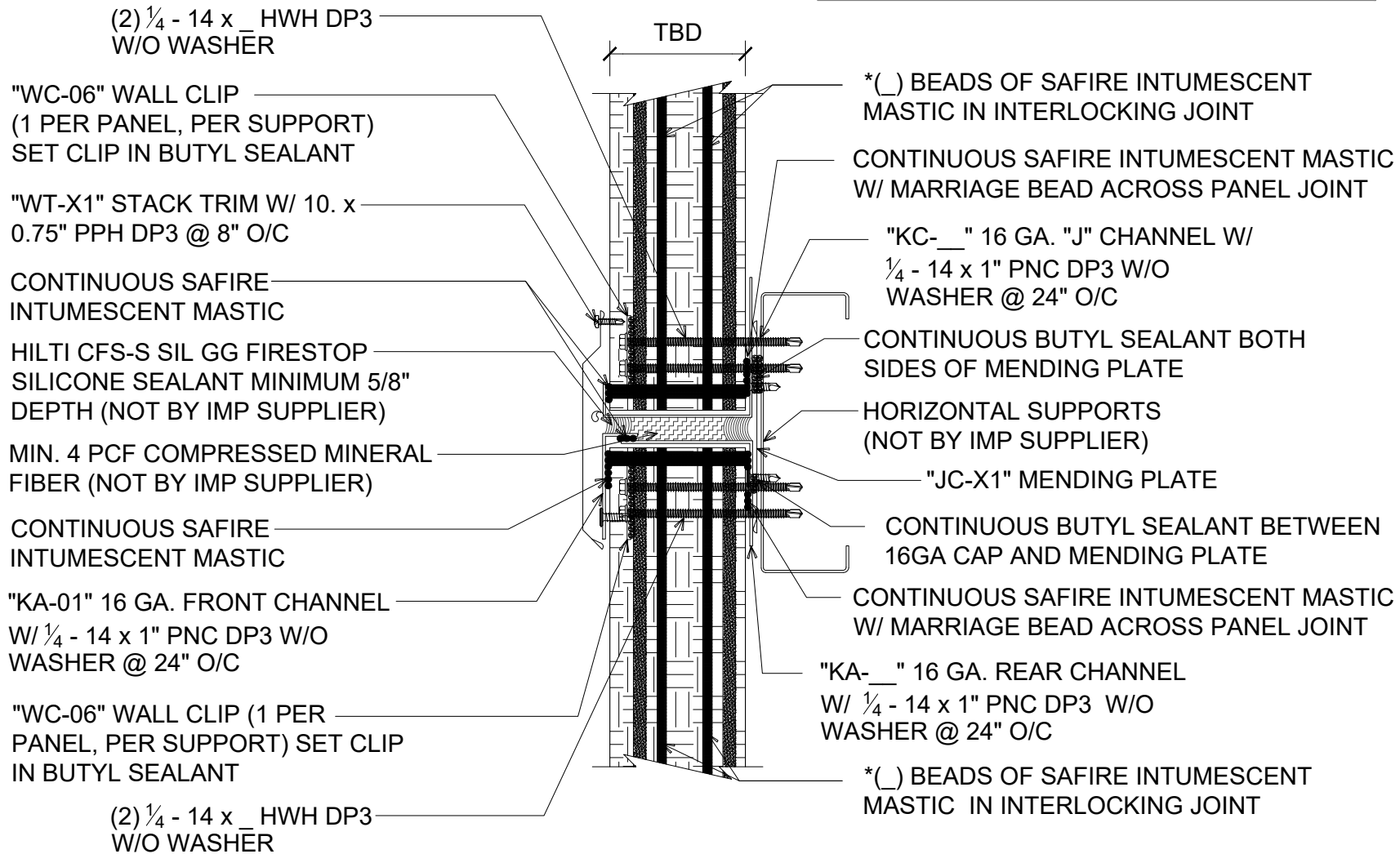
DETAIL: FRAMED OPENING - SILL	DATE: 11/22/23	SHEET: 1 OF 1
	DRAWN BY: MMF	
	APPLICATION: VERTICAL FIRE WALL, COMMERCIAL & INDUSTRIAL AWIP DETAIL NUMBER: MWV-ACI-FO-013_MP	

929 ALDRIDGE ROAD
VACAVILLE, CA 95688
TEL: (707) 359-2280
FAX: (707) 359-2286
WWW.AWIPANELS.COM



NOTE: DETAIL DEPICTS PANEL SECTION AT
PANEL JOINTS AND FASTENING REQUIREMENTS

*NOTE: 3 BEADS OF SAFIRE INTUMESCENT
MASTIC REQUIRED FOR 6" AND 8" PANELS
(SEE PANEL JOINT DETAILS FOR REFERENCE)



#J FIRE RATED ASSEMBLY STACK JOINT AT
JOINT
(SECTION VIEW)

DETAIL:

STACK JOINT

APPLICATION:

VERTICAL FIRE WALL, COMMERCIAL & INDUSTRIAL

AWIP DETAIL NUMBER:

MWW-ACI-SJ-010 J

929 ALDRIDGE ROAD
VACAVILLE, CA 95688
TEL: (707) 359-2280
FAX: (707) 359-2286
WWW.AWIPANELS.COM

All Weather
Insulated Panels



SHEET:

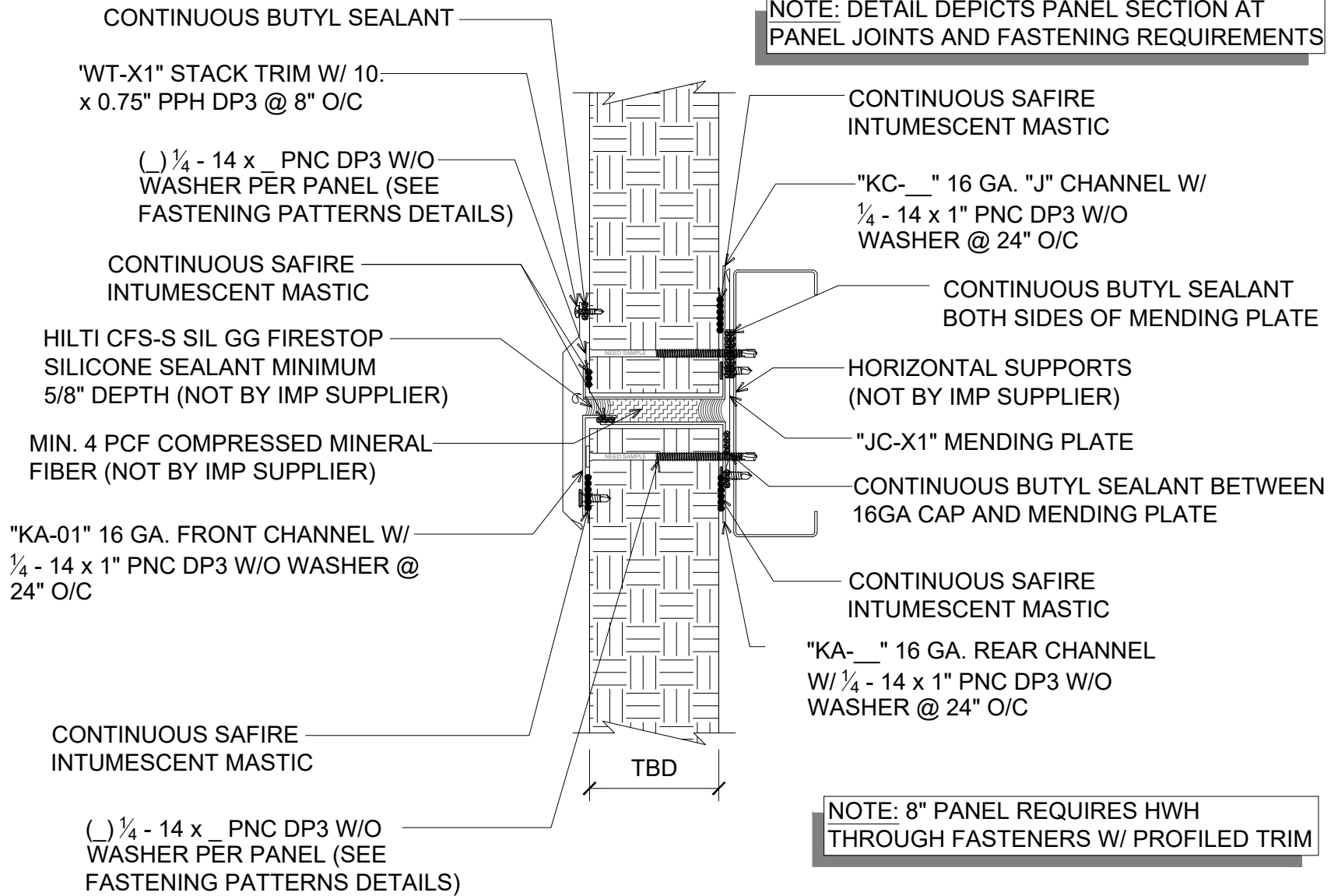
DATE: 04/25/24

DRAWN BY: MMF

1

OF 1

NOTE: DETAIL DEPICTS PANEL SECTION AT PANEL JOINTS AND FASTENING REQUIREMENTS



NOTE: 8" PANEL REQUIRES HWH THROUGH FASTENERS W/ PROFILED TRIM

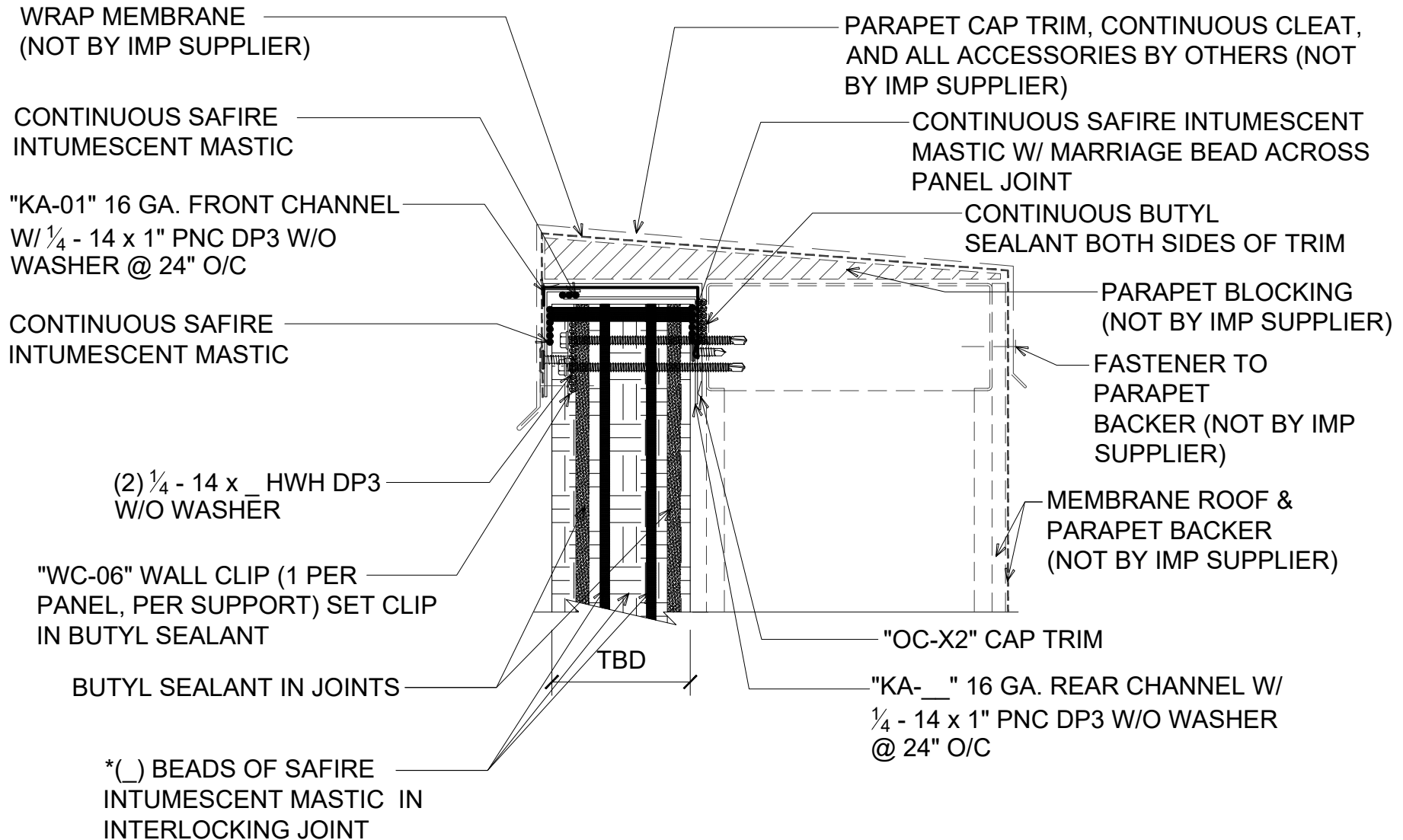
#M FIRE RATED ASSEMBLY STACK JOINT AT MID PANEL
(SECTION VIEW)

DETAIL: STACK JOINT	SHEET: 1 OF 1
	DATE: 11/22/23 DRAWN BY: MMF
	APPLICATION: VERTICAL FIRE WALL, COMMERCIAL & INDUSTRIAL AWP DETAIL NUMBER: MWV-ACI-SJ-010_M

929 ALDRIDGE ROAD
 VACAVILLE, CA 95688
 TEL: (707) 359-2280
 FAX: (707) 359-2286
 WWW.AWIPANELS.COM

DETAIL DEPICTS PANEL SECTION AT PANEL JOINTS AND FASTENING REQUIREMENTS

*3 BEADS OF SAFIRE INTUMESCENT MASTIC REQUIRED FOR 6" AND 8" PANELS (SEE PANEL JOINT DETAILS FOR REFERENCE)



#J PARAPET WITH FLAT TRIM AT JOINT
(4" & 6" PANELS ONLY)
 (SECTION VIEW)

DETAIL:

PARAPET WALL - FLAT

APPLICATION:
 VERTICAL FIRE WALL, COMMERCIAL & INDUSTRIAL
 AWIP DETAIL NUMBER:
 MWV-ACI-PW-010_J

DATE:
 12/21/23
 DRAWN BY:
 MMF

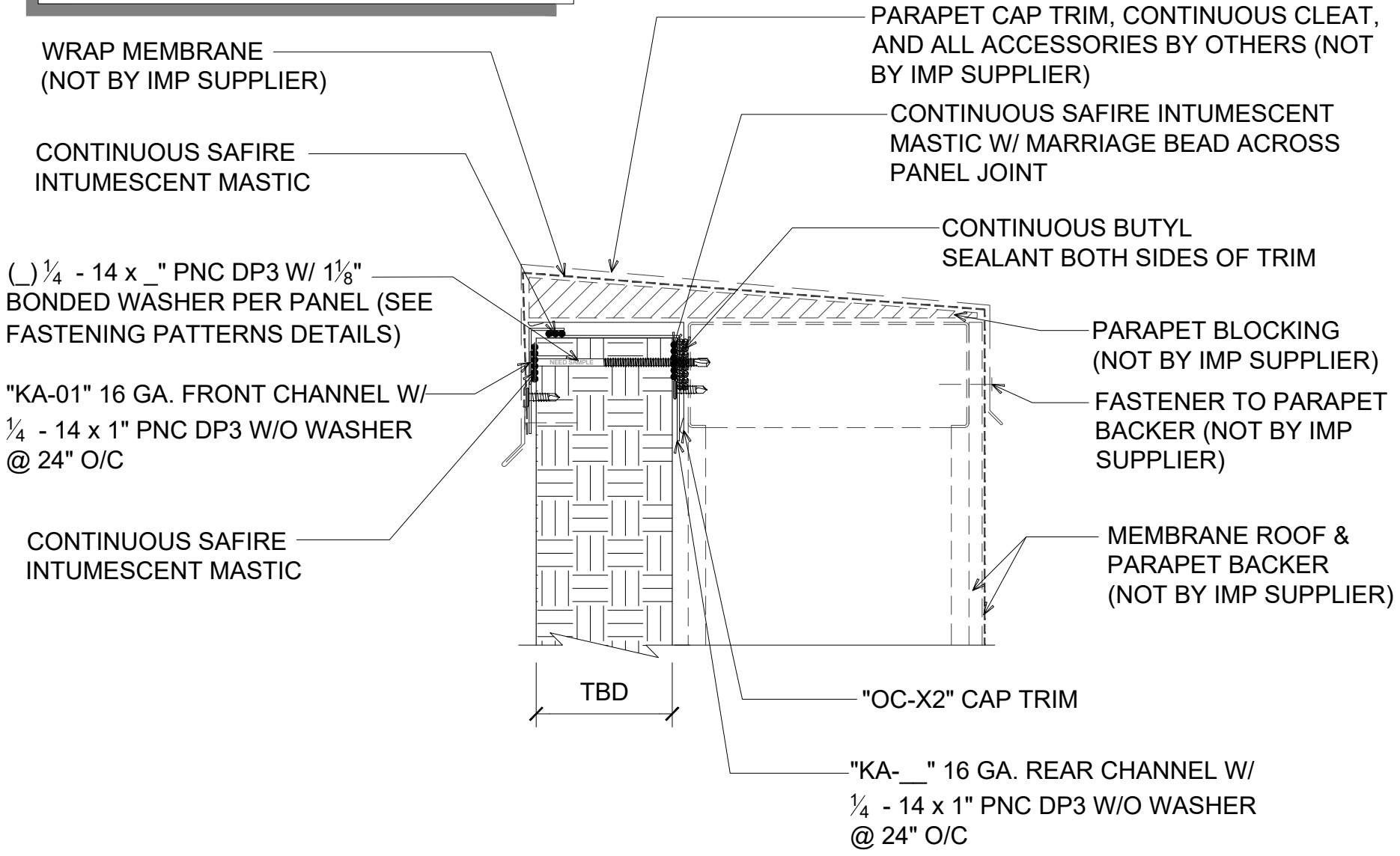
SHEET:
1 of **1**

929 ALDRIDGE ROAD
 VACAVILLE, CA 95688
 TEL: (707) 359-2280
 FAX: (707) 359-2286
 WWW.AWIPANELS.COM

All Weather
 Insulated Panels



DETAIL DEPICTS PANEL SECTION AT PANEL JOINTS AND FASTENING REQUIREMENTS



#M PARAPET WITH FLAT TRIM AT MID PANEL (4" AND 6" PANELS ONLY)
(SECTION VIEW)

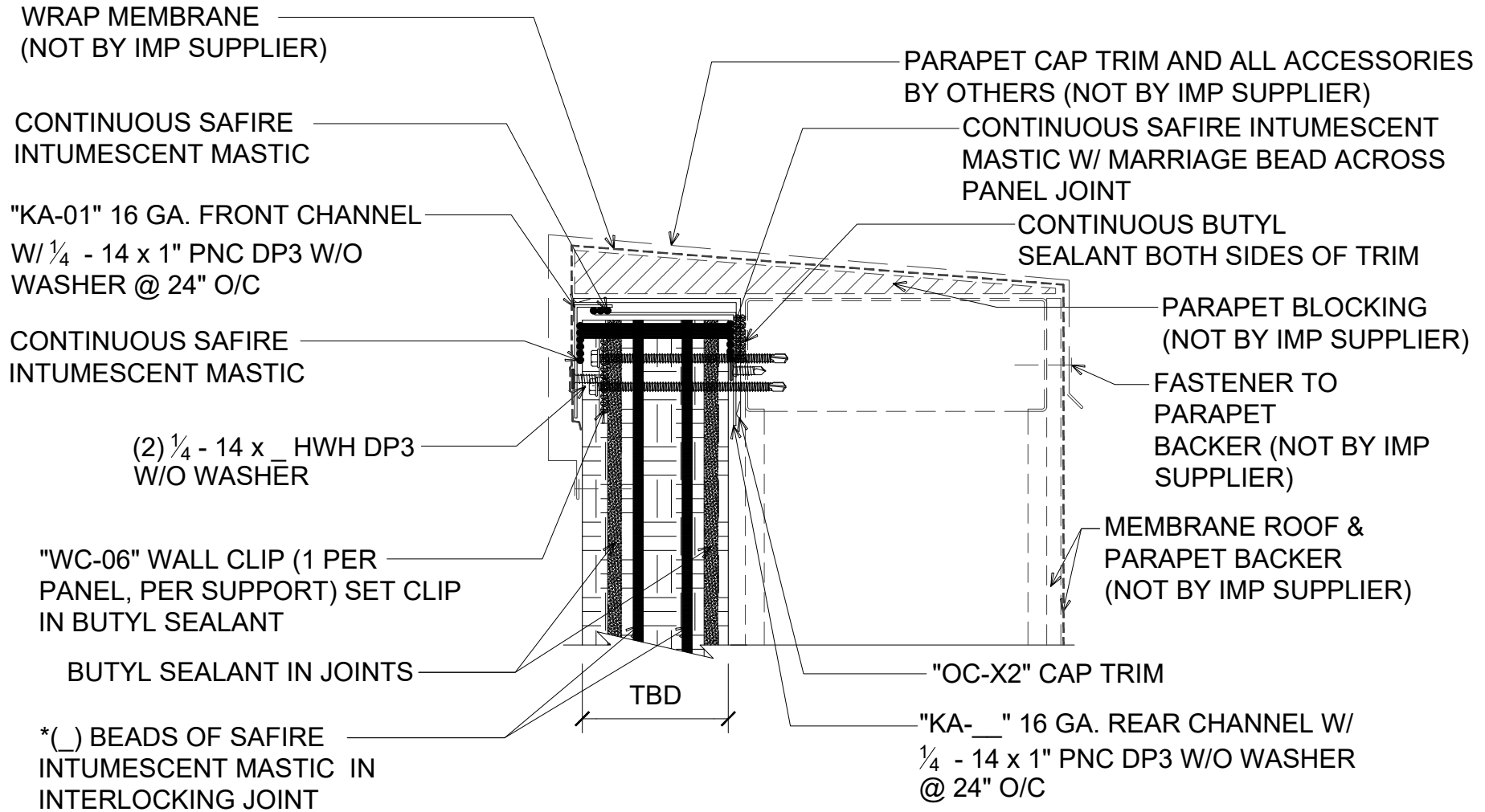
DATE: 12/21/23	SHEET: 1	of 1
DRAWN BY: MMF		
DETAIL: PARAPET WALL - FLAT		
APPLICATION: VERTICAL FIRE WALL, COMMERCIAL & INDUSTRIAL		
AWIP DETAIL NUMBER: MWV-ACI-PW-010_M		

929 ALDRIDGE ROAD
VACAVILLE, CA 95688
TEL: (707) 359-2280
FAX: (707) 359-2286
WWW.AWIPANELS.COM



DETAIL DEPICTS PANEL SECTION AT PANEL JOINTS AND FASTENING REQUIREMENTS

*3 BEADS OF SAFIRE INTUMESCENT MASTIC REQUIRED FOR 6" AND 8" PANELS (SEE PANEL JOINT DETAILS FOR REFERENCE)



NOTE: 8" PANEL REQUIRES HWH THROUGH FASTENERS W/ PROFILED TRIM

#J PARAPET WITH PROFILED TRIM AT JOINT (REQUIRED FOR 8" PANELS) (SECTION VIEW)

DATE: 12/21/23	SHEET: 1 of 1
DRAWN BY: MMF	
DETAIL: PARAPET WALL - PROFILED	
APPLICATION: VERTICAL FIRE WALL, COMMERCIAL & INDUSTRIAL	
AWIP DETAIL NUMBER: MWV-ACI-PW-011_J	

929 ALDRIDGE ROAD
VACAVILLE, CA 95688
TEL: (707) 359-2280
FAX: (707) 359-2286
WWW.AWIPANELS.COM

All Weather
Insulated Panels



DETAIL DEPICTS PANEL SECTION AT PANEL JOINTS AND FASTENING REQUIREMENTS

*3 BEADS OF SAFIRE INTUMESCENT MASTIC REQUIRED FOR 6" AND 8" PANELS (SEE PANEL JOINT DETAILS FOR REFERENCE)

WRAP MEMBRANE
(NOT BY IMP SUPPLIER)

CONTINUOUS SAFIRE
INTUMESCENT MASTIC

"KA-01" 16 GA. FRONT CHANNEL
W/ 1/4" - 14 x 1" PNC DP3 W/O
WASHER @ 24" O/C

CONTINUOUS SAFIRE
INTUMESCENT MASTIC

() 1/4" - 14 x 1" HWH DP3 W/ 1/8"
BONDED WASHER PER PANEL (SEE
FASTENING PATTERNS DETAILS)

PARAPET CAP TRIM AND ALL ACCESSORIES
BY OTHERS (NOT BY IMP SUPPLIER)

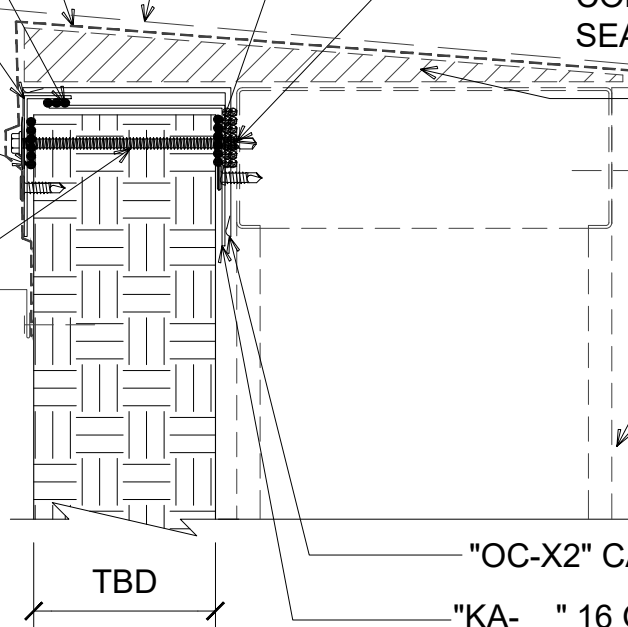
CONTINUOUS SAFIRE INTUMESCENT
MASTIC W/ MARRIAGE BEAD ACROSS
PANEL JOINT

CONTINUOUS BUTYL
SEALANT BOTH SIDES OF TRIM

PARAPET BLOCKING
(NOT BY IMP SUPPLIER)

FASTENER TO
PARAPET
BACKER (NOT BY IMP
SUPPLIER)

MEMBRANE ROOF &
PARAPET BACKER
(NOT BY IMP SUPPLIER)



"OC-X2" CAP TRIM

"KA-__" 16 GA. REAR CHANNEL W/
1/4" - 14 x 1" PNC DP3 W/O WASHER
@ 24" O/C

NOTE: 8" PANEL REQUIRES HWH THROUGH FASTENERS W/ PROFILED TRIM

#M PARAPET WITH PROFILED TRIM AT MID PANEL (REQUIRED FOR 8" PANELS)

(SECTION VIEW)

DETAIL:

PARAPET WALL - PROFILED

APPLICATION:

VERTICAL FIRE WALL, COMMERCIAL & INDUSTRIAL

AWIP DETAIL NUMBER:

MWW-ACI-PW-011_M

SHEET:

DATE: 12/21/23

DRAWN BY: MMF

1

of 1

929 ALDRIDGE ROAD
VACAVILLE, CA 95688
TEL: (707) 359-2280
FAX: (707) 359-2286
WWW.AWIPANELS.COM

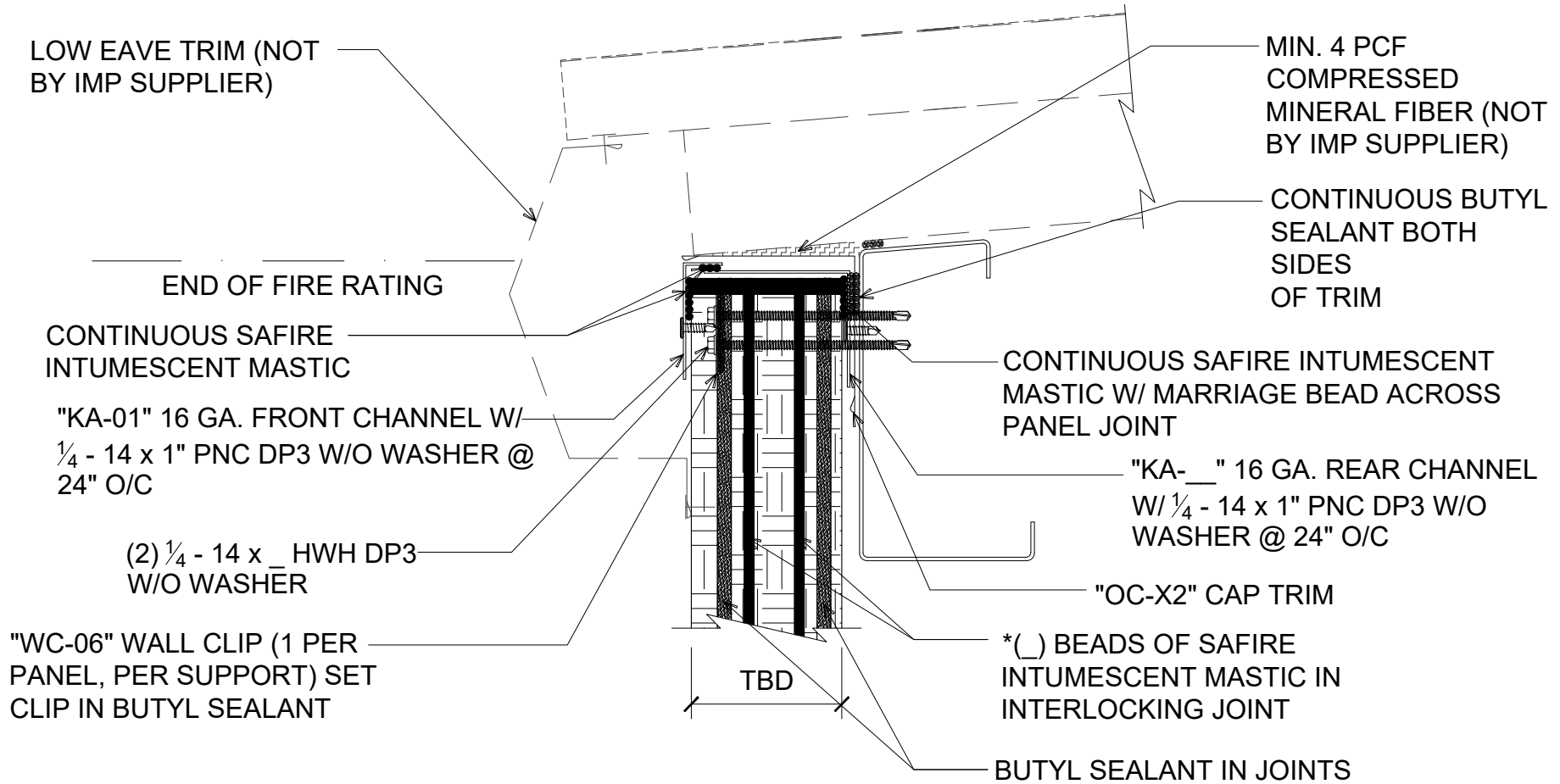
All weather
Insulated Panels



DETAIL DEPICTS PANEL SECTION AT PANEL JOINTS AND FASTENING REQUIREMENTS

*3 BEADS OF SAFIRE INTUMESCENT MASTIC REQUIRED FOR 6" AND 8" PANELS (SEE PANEL JOINT DETAILS FOR REFERENCE)

NOTE: REFER TO ROOF DETAILS FOR ROOF INSTALLATION



#J WALL TO ROOF AT JOINT

(SECTION VIEW)

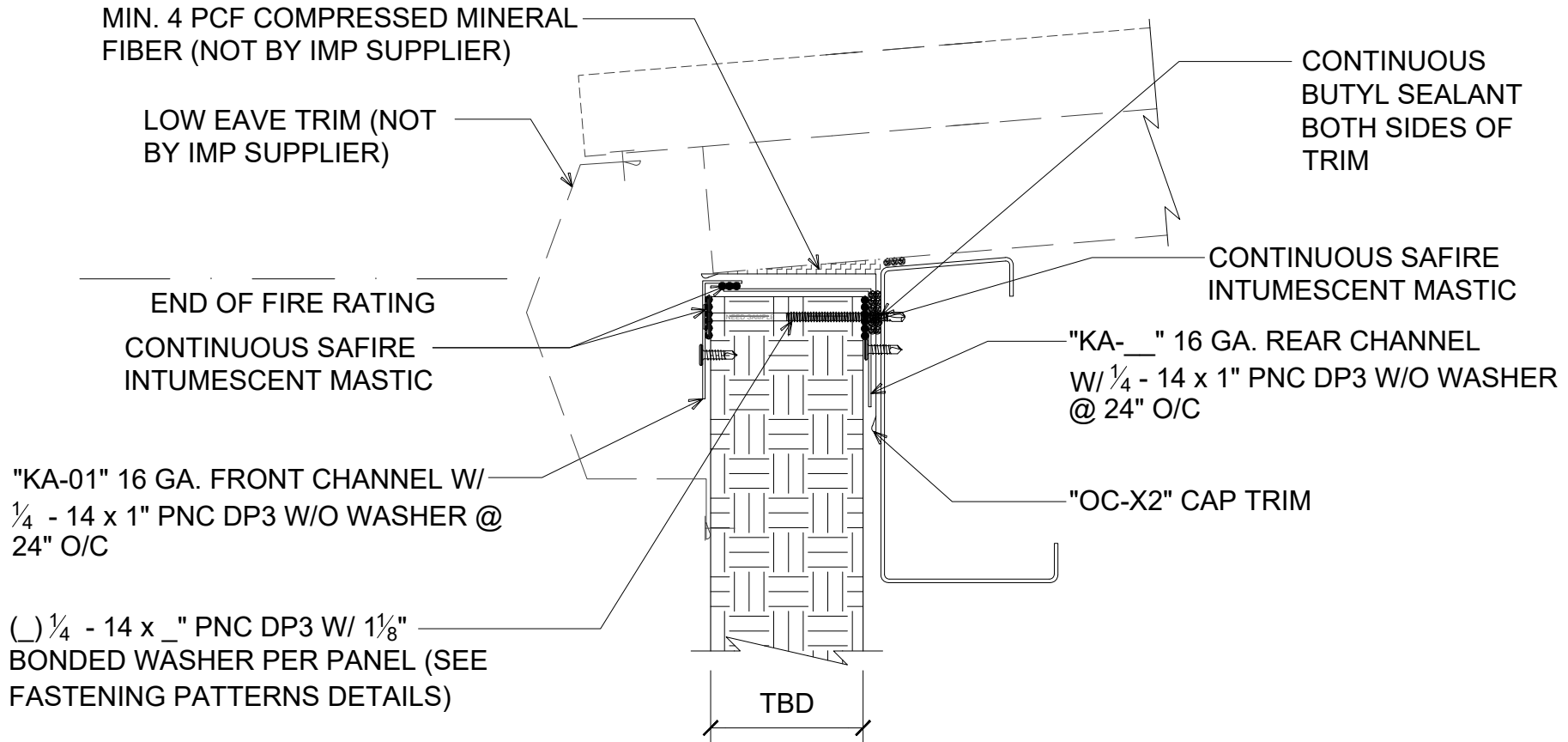
DATE:	11/20/23	SHEET:	1	OF	1
DRAWN BY:	MMF				
APPLICATION: VERTICAL FIRE WALL, COMMERCIAL & INDUSTRIAL					
AWIP DETAIL NUMBER: MVM-ACI-PT-010_J					

DETAIL: **WALL TO ROOF - EAVE**

929 ALDRIDGE ROAD
VACAVILLE, CA 95688
TEL: (707) 359-2280
FAX: (707) 359-2286
WWW.AWIPANELS.COM

DETAIL DEPICTS PANEL SECTION AT PANEL JOINTS AND FASTENING REQUIREMENTS

NOTE: REFER TO ROOF DETAILS FOR ROOF INSTALLATION



#M WALL TO ROOF AT MID-PANEL

(SECTION VIEW)

DETAIL: WALL TO ROOF - EAVE

DATE:	11/20/23	SHEET:	1	OF	1
DRAWN BY:	MMF				
APPLICATION: VERTICAL FIRE WALL, COMMERCIAL & INDUSTRIAL					
AWIP DETAIL NUMBER: MVM-ACI-PT-010_M					

929 ALDRIDGE ROAD
VACAVILLE, CA 95688
TEL: (707) 359-2280
FAX: (707) 359-2286
WWW.AWIPANELS.COM

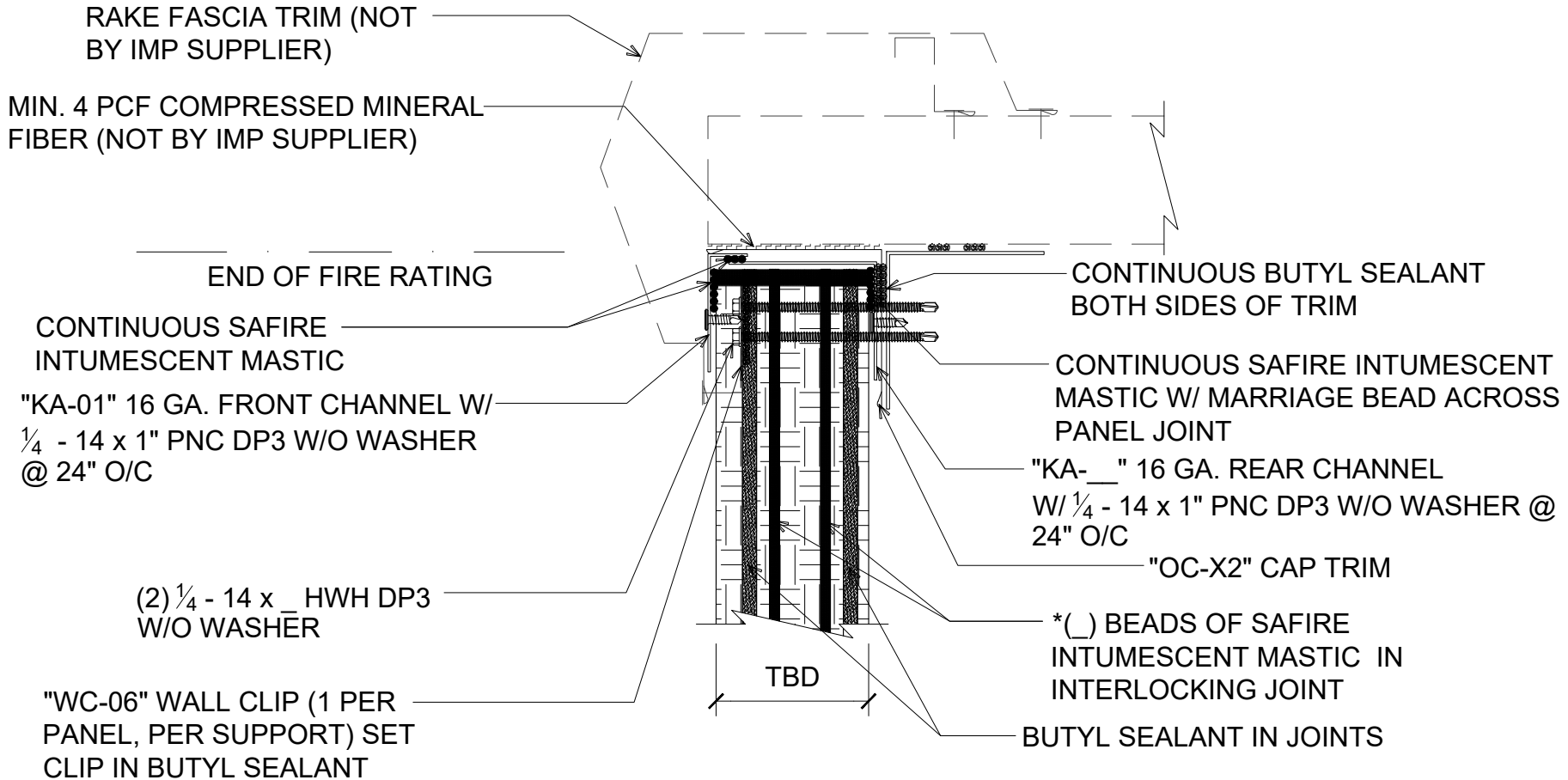
All Weather
Insulated Panels



DETAIL DEPICTS PANEL SECTION AT PANEL JOINTS AND FASTENING REQUIREMENTS

NOTE: REFER TO ROOF DETAILS FOR ROOF INSTALLATION

*3 BEADS OF SAFIRE INTUMESCENT MASTIC REQUIRED FOR 6" AND 8" PANELS (SEE PANEL JOINT DETAILS FOR REFERENCE)



#J WALL TO ROOF AT JOINT

(SECTION VIEW)

DETAIL:

WALL TO ROOF - RAKE

APPLICATION:
VERTICAL FIRE WALL, COMMERCIAL & INDUSTRIAL
AWIP DETAIL NUMBER:
MVM-ACI-PT-011_J

929 ALDRIDGE ROAD
VACAVILLE, CA 95688
TEL: (707) 359-2280
FAX: (707) 359-2286
WWW.AWIPANELS.COM

All Weather
Insulated Panels



SHEET:

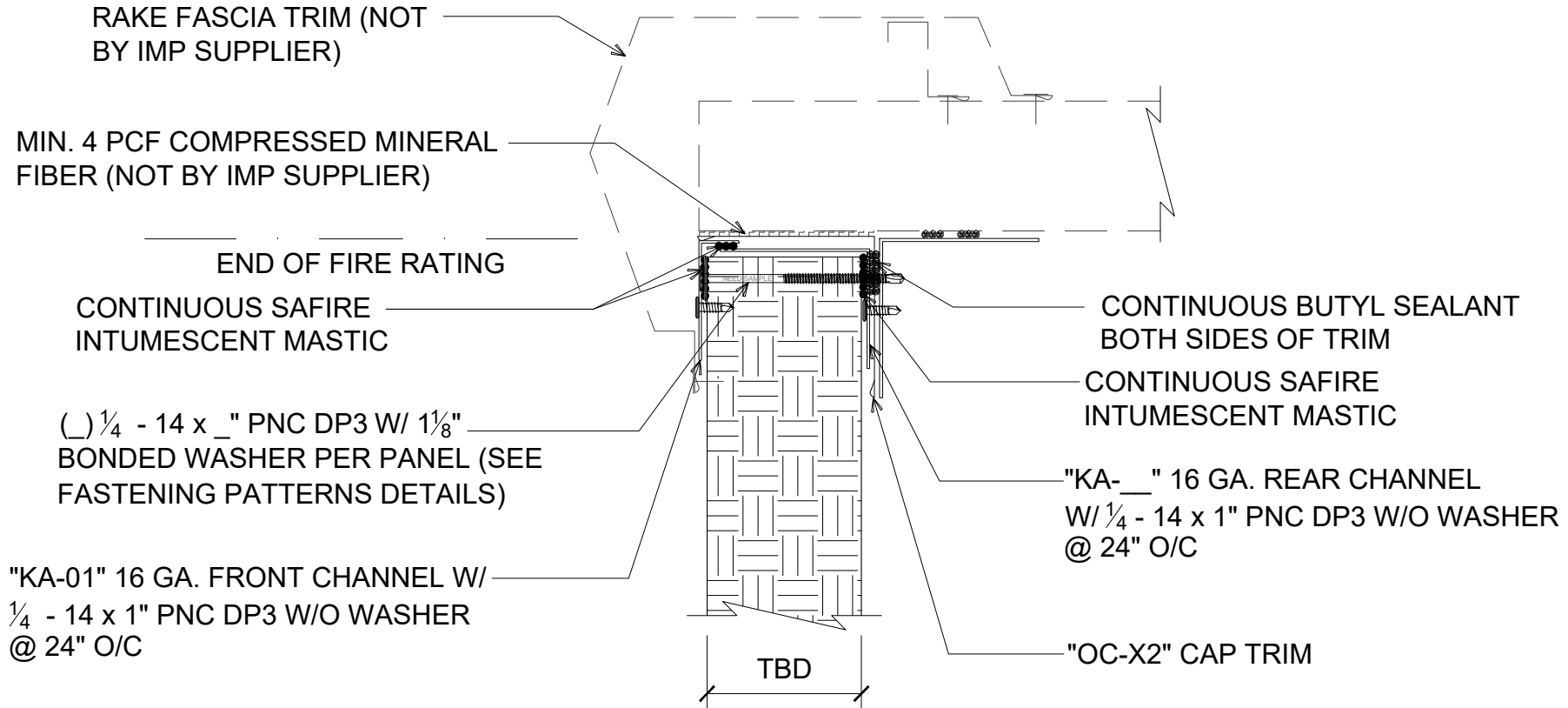
DATE:
11/20/23

DRAWN BY:
MMF

1 OF 1

DETAIL DEPICTS PANEL SECTION AT PANEL JOINTS AND FASTENING REQUIREMENTS

NOTE: REFER TO ROOF DETAILS FOR ROOF INSTALLATION



#M WALL TO ROOF AT MID-PANEL

(SECTION VIEW)

DETAIL:

WALL TO ROOF - RAKE

APPLICATION:

VERTICAL FIRE WALL, COMMERCIAL & INDUSTRIAL

AWIP DETAIL NUMBER:

MVW-ACI-PT-011_M

929 ALDRIDGE ROAD
 VACAVILLE, CA 95688
 TEL: (707) 359-2280
 FAX: (707) 359-2286
 WWW.AWIPANELS.COM

All Weather
 Insulated Panels



SHEET:

DATE: 11/20/23

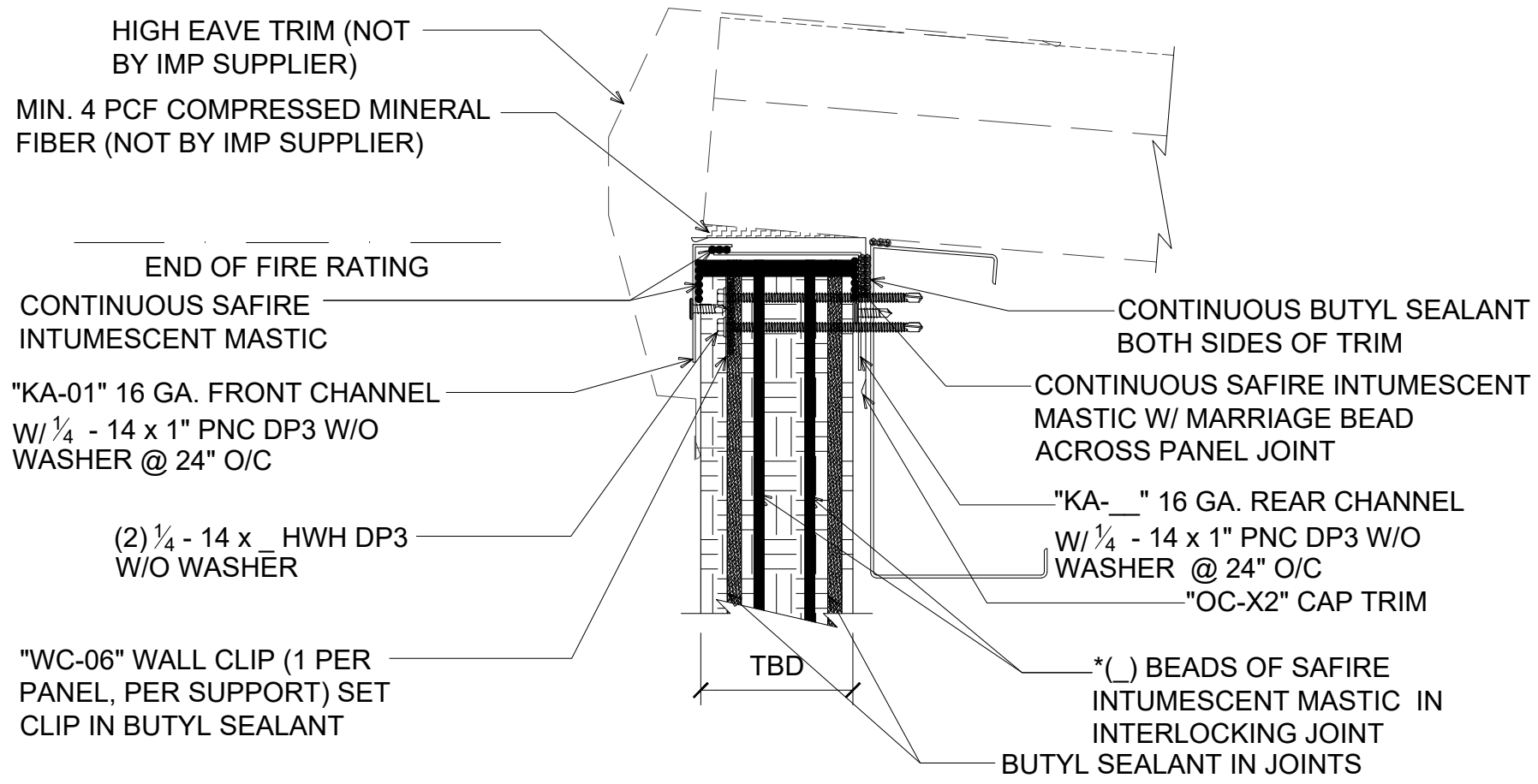
DRAWN BY: MMF

1 OF 1

DETAIL DEPICTS PANEL SECTION AT PANEL JOINTS AND FASTENING REQUIREMENTS

*3 BEADS OF SAFIRE INTUMESCENT MASTIC REQUIRED FOR 6" AND 8" PANELS (SEE PANEL JOINT DETAILS FOR REFERENCE)

NOTE: REFER TO ROOF DETAILS FOR ROOF INSTALLATION



#J WALL TO ROOF AT JOINT

(SECTION VIEW)

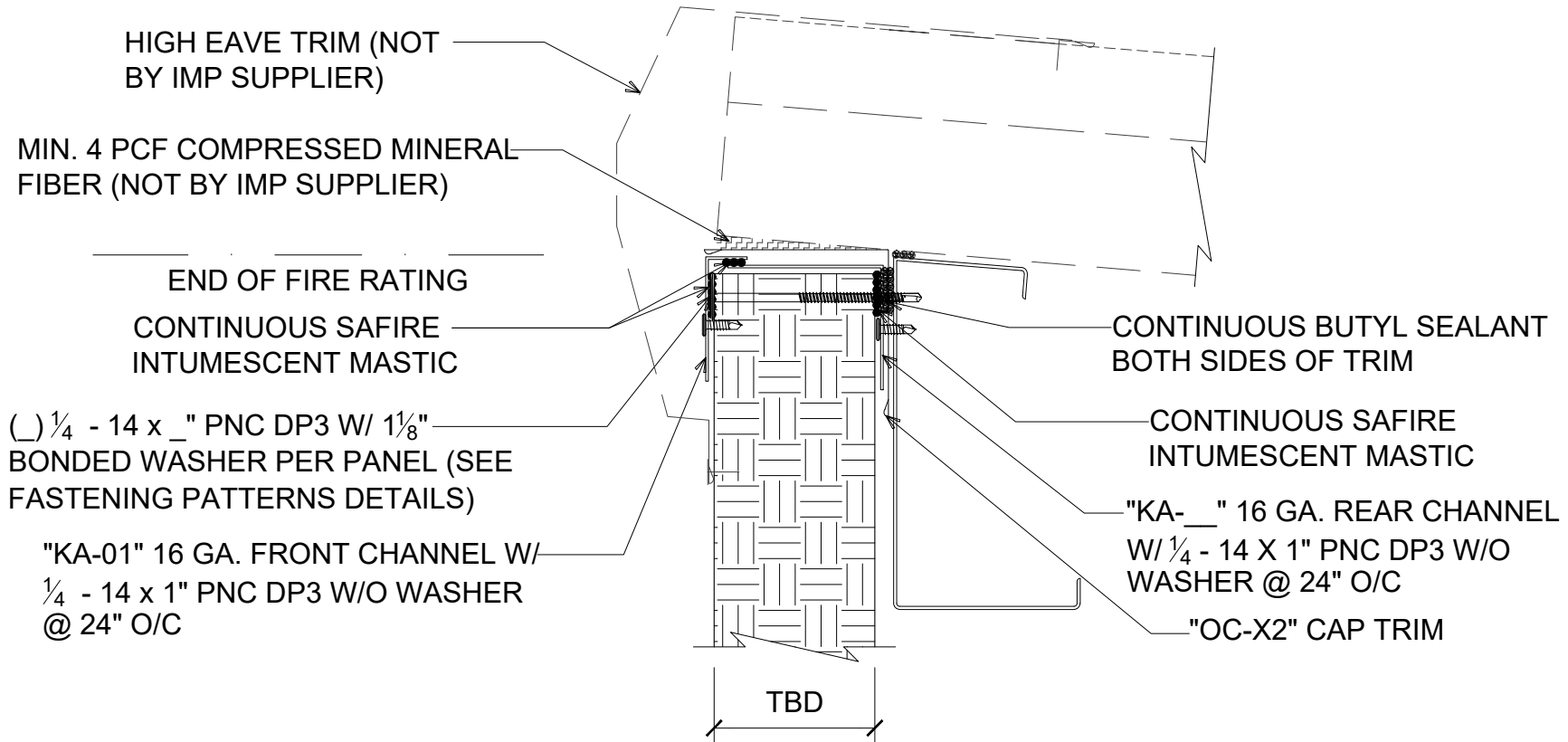
DETAIL:	DATE:	10/16/23	SHEET:	1	OF	1
	APPLICATION:	VERTICAL FIRE WALL, COMMERCIAL & INDUSTRIAL		DRAWN BY:	MMF	
WALL TO ROOF - HIGH EAVE						
AWIP DETAIL NUMBER: MVW-ACI-PT-012_J						

929 ALDRIDGE ROAD
VACAVILLE, CA 95688
TEL: (707) 359-2280
FAX: (707) 359-2286
WWW.AWIPANELS.COM



DETAIL DEPICTS PANEL SECTION AT PANEL JOINTS AND FASTENING REQUIREMENTS

NOTE: REFER TO ROOF DETAILS FOR ROOF INSTALLATION



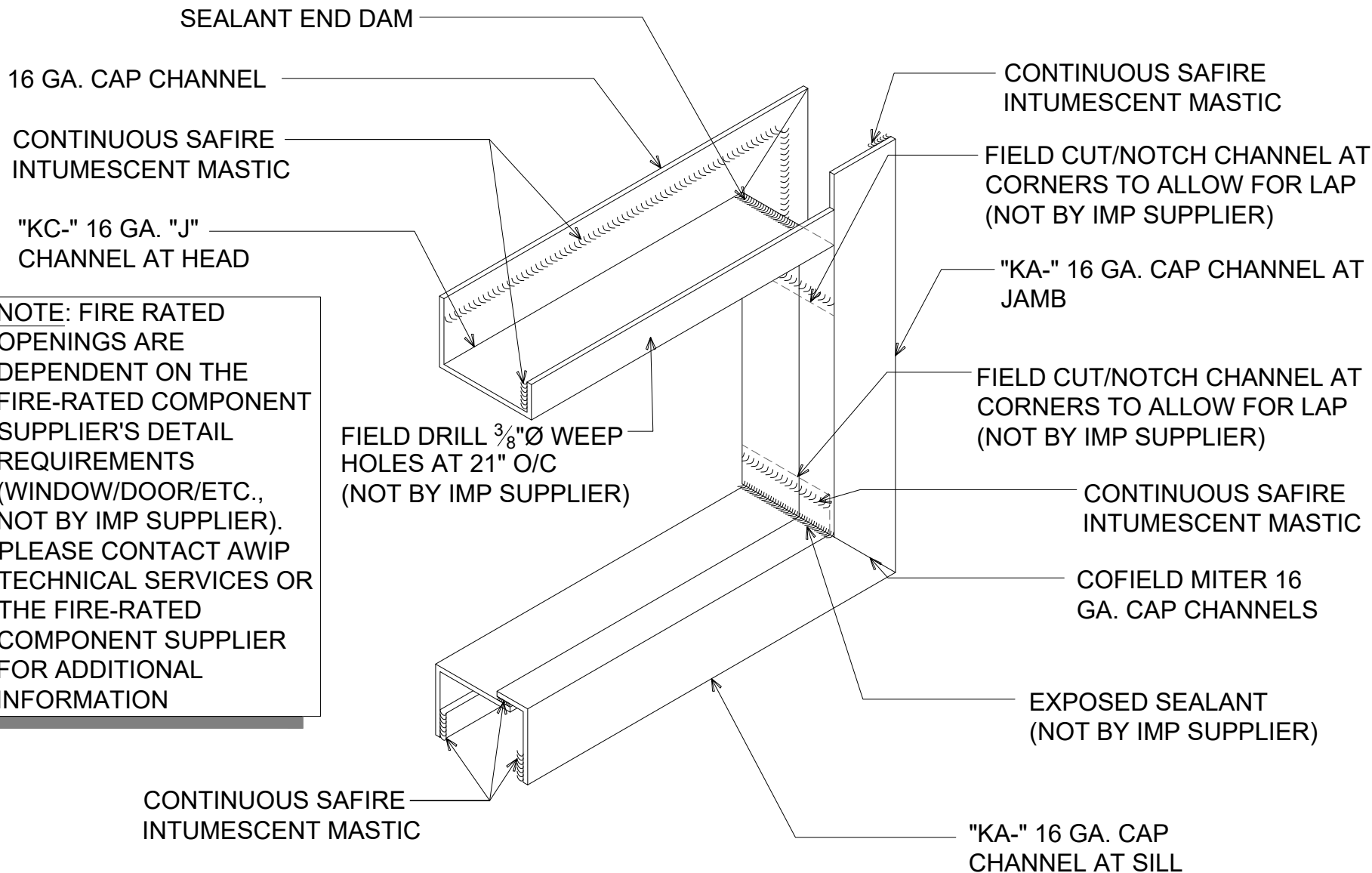
#M WALL TO ROOF AT MID-PANEL

(SECTION VIEW)

DETAIL: WALL TO ROOF - HIGH EAVE
 APPLICATION: VERTICAL FIRE WALL, COMMERCIAL & INDUSTRIAL
 DATE: 11/20/23
 DRAWN BY: MMF
 SHEET: 1 OF 1

929 ALDRIDGE ROAD
 VACAVILLE, CA 95688
 TEL: (707) 359-2280
 FAX: (707) 359-2286
 WWW.AWIPANELS.COM

All Weather
 Insulated Panels



NOTE: FIRE RATED OPENINGS ARE DEPENDENT ON THE FIRE-RATED COMPONENT SUPPLIER'S DETAIL REQUIREMENTS (WINDOW/DOOR/ETC., NOT BY IMP SUPPLIER). PLEASE CONTACT AWIP TECHNICAL SERVICES OR THE FIRE-RATED COMPONENT SUPPLIER FOR ADDITIONAL INFORMATION

FIELD DRILL 3/8" Ø WEEP HOLES AT 21" O/C (NOT BY IMP SUPPLIER)

16 GA. CAP CHANNELS AT FRAMED OPENING

(ISOMETRIC VIEW)

DETAIL: SPECIAL ASSEMBLY - CAP CHANNELS		SHEET: 1 of 1
APPLICATION: VERTICAL FIRE WALL, COMMERCIAL & INDUSTRIAL	DATE: 01/10/24	DRAWN BY: MMF
AWIP DETAIL NUMBER: MWV-ACI-SA-010		

929 ALDRIDGE ROAD
 VACAVILLE, CA 95688
 TEL: (707) 359-2280
 FAX: (707) 359-2286
 WWW.AWIPANELS.COM



INTERIOR TRIMS
SHINGLE LAPPED

FIELD NOTCH AND OVERLAP
TRIMS, POP RIVET AND SEAL AS
NECESSARY (NOT BY IMP SUPPLIER)
DO NOT PUNCTURE FLEXWRAP

USE DUPONT FLEXWRAP NF

SEALANT END DAM ABOVE FLEXWRAP

2-PIECE DRIP FLASHING AT HEAD

NOTE: FIRE RATED OPENINGS ARE
DEPENDENT ON THE FIRE-RATED
COMPONENT SUPPLIER'S DETAIL
REQUIREMENTS
(WINDOW/DOOR/ETC., NOT BY IMP
SUPPLIER). PLEASE CONTACT
AWIP TECHNICAL SERVICES OR
THE FIRE-RATED COMPONENT
SUPPLIER FOR ADDITIONAL
INFORMATION

FIELD MITER AND
OVERLAP TRIMS, POP
RIVET AS NECESSARY
(NOT BY IMP SUPPLIER)

FIELD CUT/NOTCH TRIM AT
CORNERS TO ALLOW FOR LAP
(NOT BY IMP SUPPLIER)

BASE TRIM AT HEAD

EXTERIOR JAMB TRIM

BUTYL SEALANT
BETWEEN HEAD FLASHINGS

EXPOSED SEALANT
(NOT BY IMP SUPPLIER)

FIELD CUT/NOTCH TRIM AT
CORNERS TO ALLOW FOR LAP
(NOT BY IMP SUPPLIER)

FIELD MITER AND
OVERLAP TRIMS, POP
RIVET AS NECESSARY
(NOT BY IMP SUPPLIER)

EXTERIOR SILL TRIM

TRIM AT FRAMED OPENING

(ISOMETRIC VIEW)

DETAIL: TRIM APPLICATION - FRAMED OPENING

DATE:	06/02/23	SHEET:	1	OF	1
DRAWN BY:	MMF				
APPLICATION:	VERTICAL FIRE WALL, COMMERCIAL & INDUSTRIAL				
AWIP DETAIL NUMBER:	MVM-ACI-TA-010				

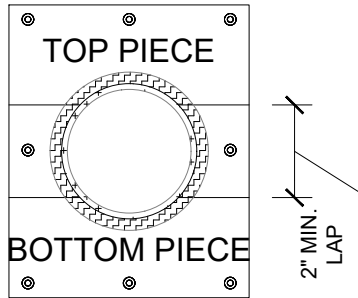
929 ALDRIDGE ROAD
VACAVILLE, CA 95688
TEL: (707) 359-2280
FAX: (707) 359-2286
WWW.AWIPANELS.COM



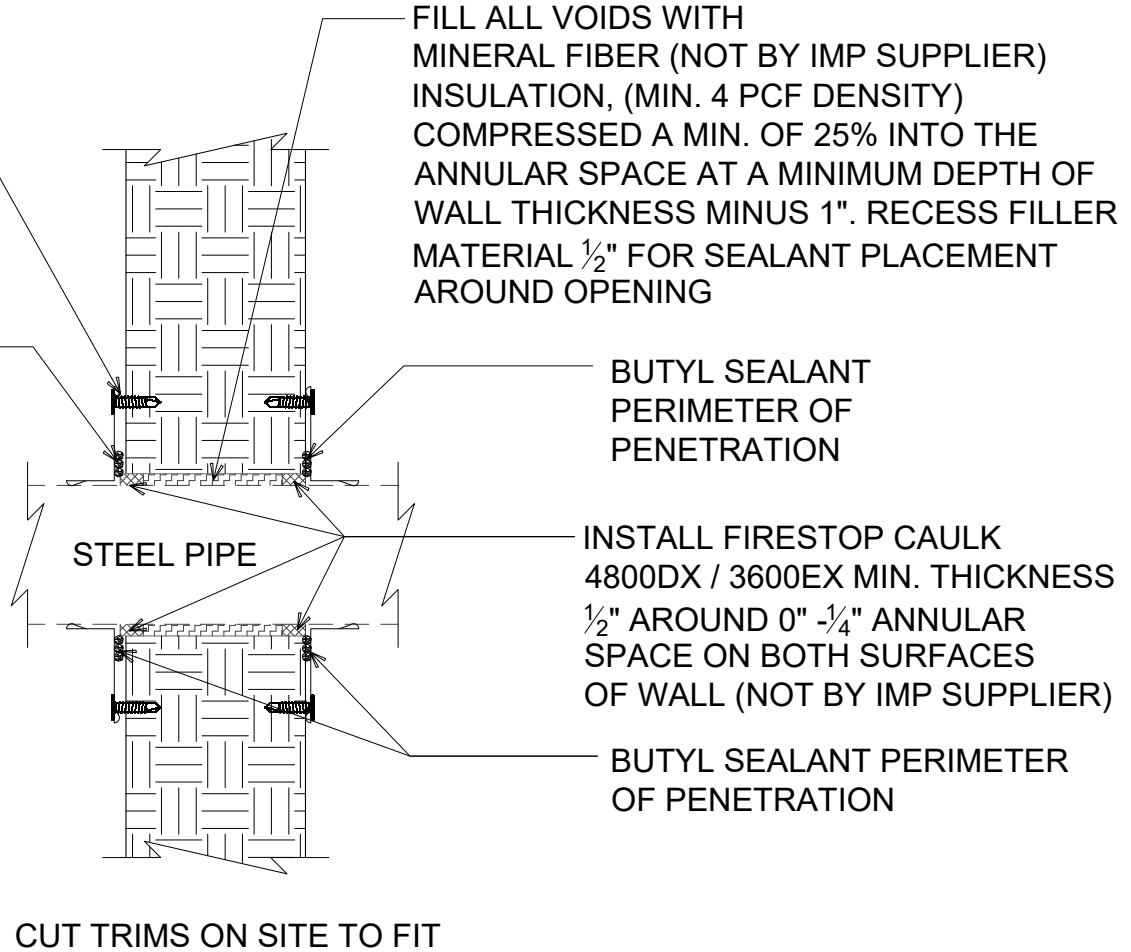

AVOID LOCATING PENETRATIONS AT JOINT LOCATIONS

FIELD BENT TRIM W/
SEALANT & #12 HEX-HEAD
COLOR MATCH FASTENER

BUTYL SEALANT
PERIMETER OF
PENETRATION



**NOTE: PROJECT FIRE
CONSULTANT TO
REVIEW AND APPROVE.**



WALL PENETRATION

(SECTION VIEW)

DETAIL:

PANEL PENETRATION

APPLICATION:

VERTICAL FIRE WALL, COMMERCIAL & INDUSTRIAL

AWIP DETAIL NUMBER:

MWV-ACI-PP-010

DATE:

06/02/23

DRAWN BY:

MMF

SHEET:

1

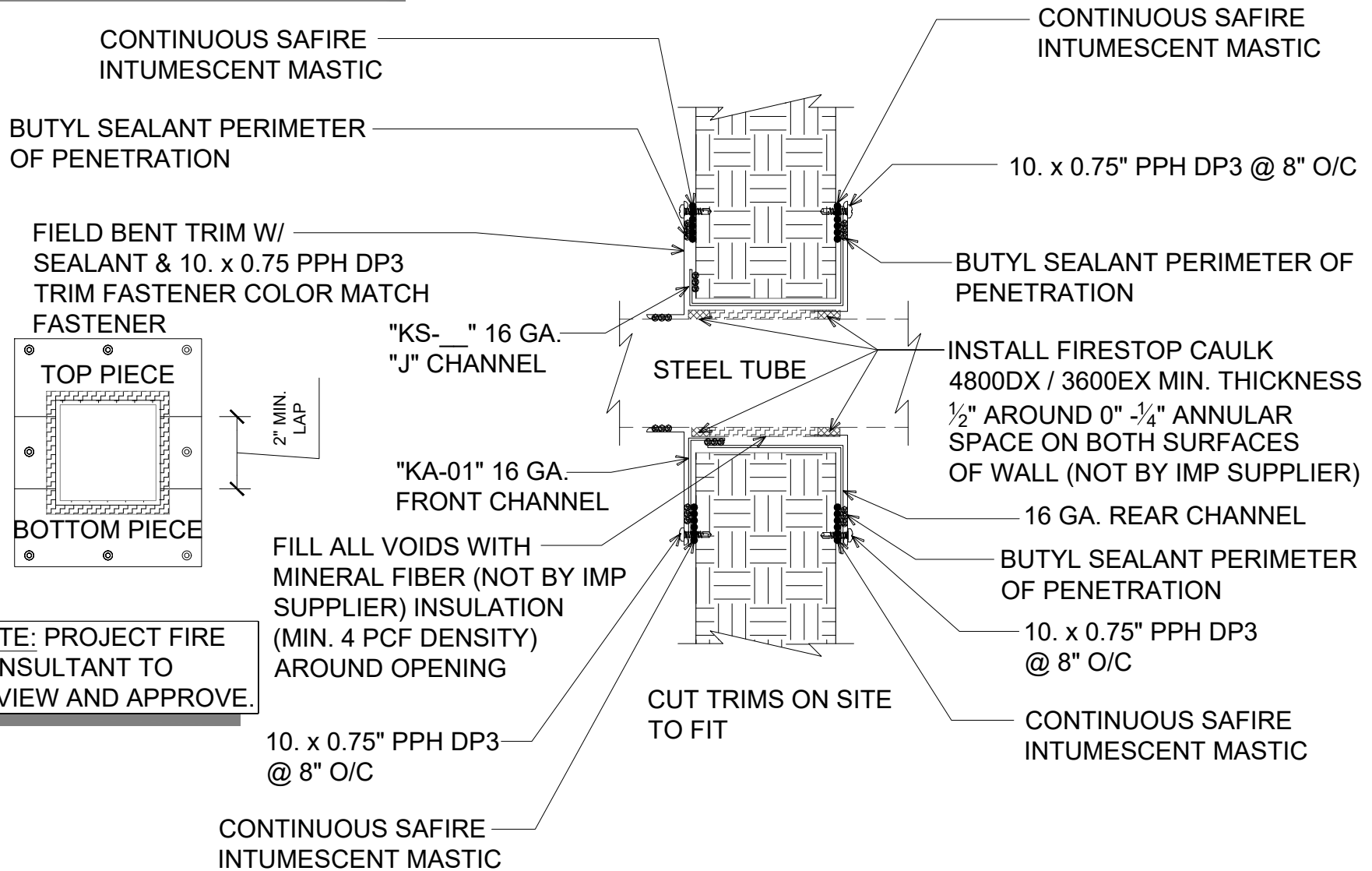
OF 1

929 ALDRIDGE ROAD
VACAVILLE, CA 95688
TEL: (707) 359-2280
FAX: (707) 359-2286
WWW.AWIPANELS.COM

All Weather
Insulated Panels



AVOID LOCATING PENETRATIONS AT JOINT LOCATIONS



NOTE: PROJECT FIRE CONSULTANT TO REVIEW AND APPROVE.

STRUCTURAL MEMBER PENETRATION

(SECTION VIEW)

DETAIL: PANEL PENETRATION - STRUCTURAL MEMBER

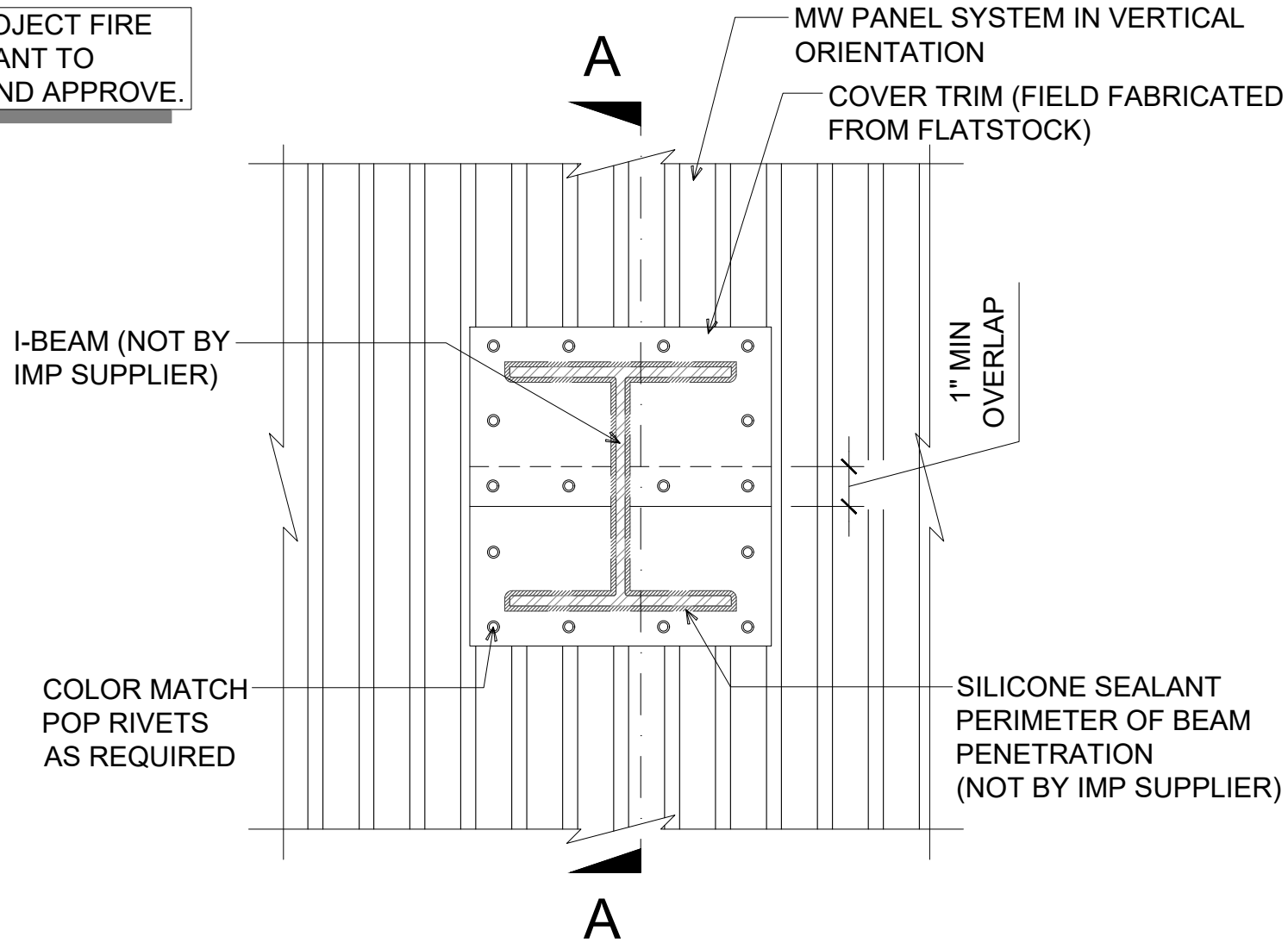
DATE:	11/08/23	SHEET:	1	OF	1
APPLICATION:	VERTICAL FIRE WALL, COMMERCIAL & INDUSTRIAL				
AWIP DETAIL NUMBER:	MVM-ACL-PP-011				
DRAWN BY:	MMF				

929 ALDRIDGE ROAD
VACAVILLE, CA 95688
TEL: (707) 359-2280
FAX: (707) 359-2286
WWW.AWIPANELS.COM



NOTE: REFER TO DETAIL _E FOR
EDGE METAL ASSEMBLY
INFORMATION.

NOTE: PROJECT FIRE
CONSULTANT TO
REVIEW AND APPROVE.



I-BEAM PENETRATION

(FRONT VIEW)

DETAIL:

PANEL PENETRATION - I-BEAM

APPLICATION:

VERTICAL FIRE WALL, COMMERCIAL & INDUSTRIAL

AWIP DETAIL NUMBER:

MVW-ACI-PP-012

929 ALDRIDGE ROAD
VACAVILLE, CA 95688
TEL: (707) 359-2280
FAX: (707) 359-2286
WWW.AWIPANELS.COM



SHEET:

DATE:

06/02/23

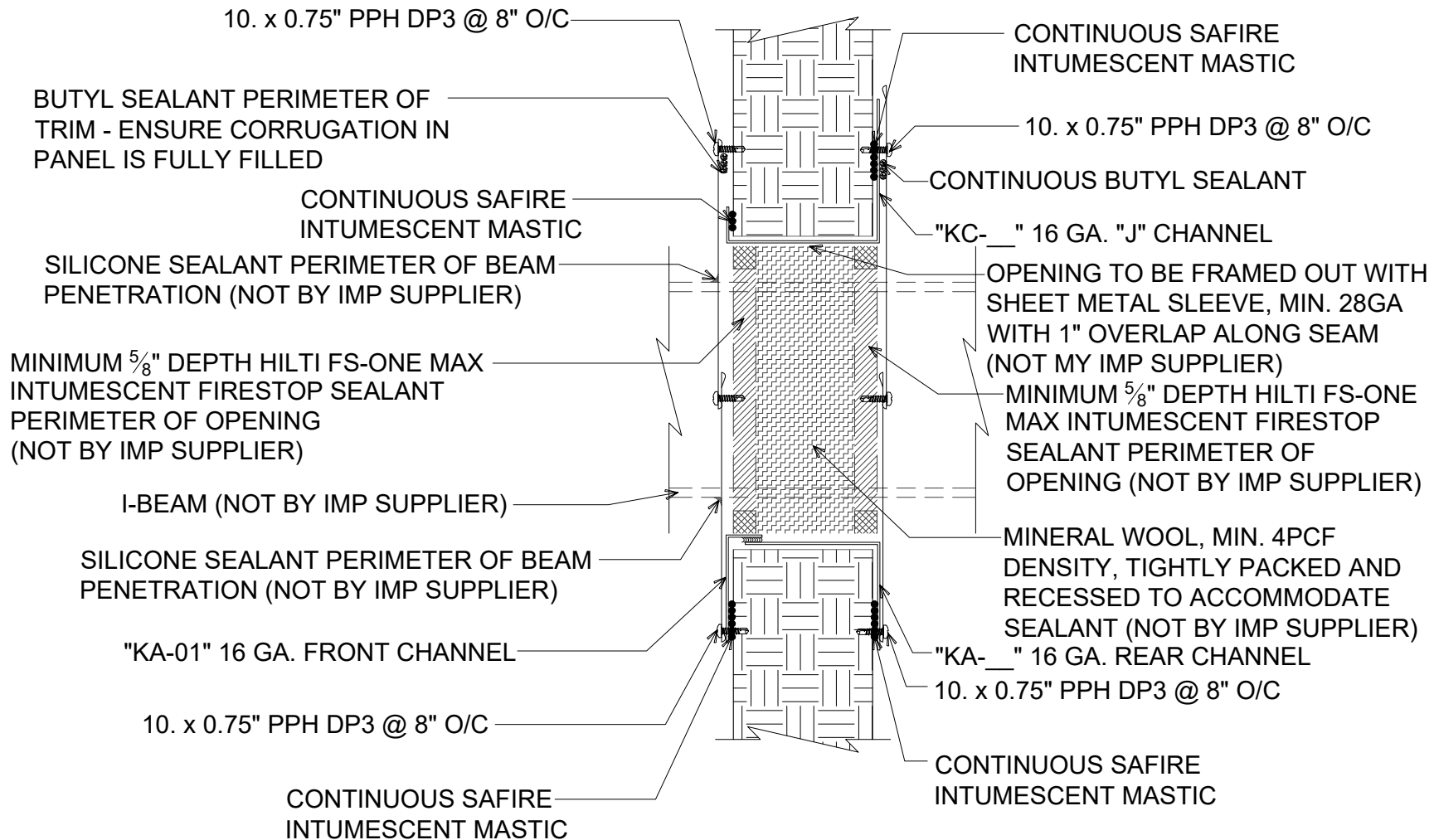
DRAWN BY:

MMF

1 OF 1

NOTE: PROJECT FIRE CONSULTANT TO REVIEW AND APPROVE.

AVOID LOCATING PENETRATIONS AT JOINT LOCATIONS



SECTION A-A

#E I-BEAM PENETRATION

(FRONT VIEW)

DETAIL:

PANEL PENETRATION - I-BEAM

APPLICATION:

VERTICAL FIRE WALL, COMMERCIAL & INDUSTRIAL

AWIP DETAIL NUMBER:

MWV-ACH-PP-012_A

929 ALDRIDGE ROAD

VACAVILLE, CA 95688

TEL: (707) 359-2280

FAX: (707) 359-2286

WWW.AWIPANELS.COM

All Weather
Insulated Panels



SHEET:

1

OF

1

DATE:

04/25/24

DRAWN BY:

MMF